

FOR THE RECORDS

Rolling With the Rolls: A Guide to Researching Your Five Civilized Tribes Ancestry

A common oral tradition told within many American families is the presence of heritage tied to Native Americans. With the emergence of DNA tests and the sometimes lack of results to verify these familial tales, the solution is to turn to research to verify Native American ancestry.

More easily said than done, right? For this article, we will be discussing the Five Civilized Tribes and not the many tribes of indigenous peoples who occupied the territory that is now the United States. The tools and resources described within this article will apply to your genealogy research for indigenous ancestors who lived in Indian Territory (modern Oklahoma) during the late 19th and early 20th century. (Figure 1)

Who exactly are the Five Civilized Tribes?

- Cherokee
- Creek
- Choctaw
- Seminole
- Chickasaw

Why were they called the Five Civilized Tribes?

The Five Civilized Tribes was a European-centric view of the indigenous people of the United States. While we are unable to exactly find the origin of the term, founding father and Secretary of War Henry Knox is credited with advancing the Five Civilized Tribes name and much of the early Native American relations with the United States following the establishment of the country.

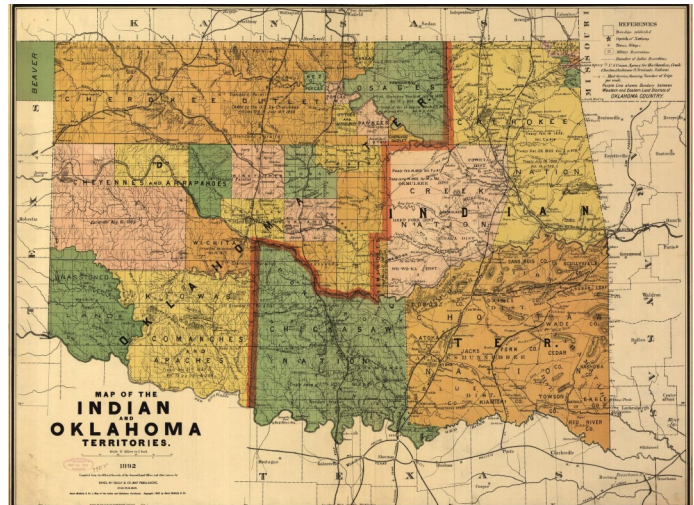


Figure 1: Map of the Indian and Oklahoma territories. [S.I., 1892] Map. <https://www.loc.gov/item/98687110/>. Rand McNally And Company.

Generally speaking, they were called the Five Civilized Tribes because of their association and appearance of assimilation with Euro-American culture. Several of these tribes also previously allied with the United States during conflicts and provided assistance pre-dating the nation during the French & Indian War.

While official criteria of what made a tribe “civilized” were never defined, the general guidelines fell under several categories:

Cultural assimilation: Early settlers and government officials perceived these tribes as having made greater efforts to assimilate into Euro-American culture. This assimilation included adopting practices such as agriculture, written language systems, Christianity, and European-style clothing.

Governance structures: The tribes selected as civilized had established governmental systems that resembled those of the United States, with written constitutions and legal codes. To government officials, this was seen as a sign of progress and civilization.

Interaction with the U.S. Government: These tribes had more extensive interactions and negotiations with the U.S. government, including signing numerous treaties. These treaties often led to their forced removal from their ancestral lands in the Southeastern United States.

Economic practices: Many of the Five Civilized Tribes engaged in practices such as plantation agriculture and owning African-American slaves, which were more similar to those of Euro-American settlers.

All of these practices made these five major tribes more “civilized” than other tribes who still practiced communal policies, hunted for survival, and worshiped other religions.

Disclaimer

While the Five Civilized Tribes are being discussed in the context of history and genealogy, it is important to remember that these tribes were confederations of smaller groups of people. Some of these points may be universally applicable, but in some smaller tribes - traditions, culture, and practices may be slightly different.

Where do I begin with my research?

The best way to begin tracing your indigenous ancestry is to research your ancestry. Start with yourself before starting with anyone else. List your ancestors and then begin piecing together the family lines. Do you have any oral traditions that suggest an indigenous ancestor? Analyze those stories and begin looking at the United States Census records.

What is the purpose of my research?

When attempting to research your ancestry and connect yourself to a member of the Five Civilized Tribes, you must ask yourself the following question: What is my goal in connecting this individual? For example, if you are seeking tribal citizenship in one of the Five Civilized Tribes, you must have a direct ancestor on the Dawes Rolls. No DNA test or genealogy results from any source other than the Dawes Rolls will grant citizenship into the nations.

Census, roll, list?

When doing your preliminary research, it is always best to consult the census records conducted by the United States Government - but what does this mean for indigenous research? Generally, finding your indigenous ancestors in the census records taken by the United States government may be broken down into several categories or periods - each with their unique problems:

Early census practices and Native American exclusion (1790-1850):

The first U.S. census in 1790 marked the beginning of a long and often contentious history of Native Americans in census-taking. At this point, Native Americans were not considered citizens in the modern sense, but rather members of their respective tribes or nations. The early censuses classified Native Americans as "Indians" without distinguishing between tribal affiliations. These early censuses aimed to count Native Americans for purposes of taxation, resource allocation, and understanding the nation's population.

Removal and assimilation policies (1850-1900):

The mid-19th century saw the U.S. government implement policies aimed at assimilating Native Americans into mainstream American society. The 1850 and 1860 censuses introduced more detailed racial categories, including "white," "black," and "mulatto." While enumerators erroneously used the category "Indian" in the 1850 and 1860 census to define those Native Americans being taxed as assimilated citizens, the defined racial category instruction for "Indian" did not appear until 1870. Regardless, the introduction of these categories reflected the government's interest in tracking the progress of assimilation efforts.

The U.S. government established the Office of Indian Affairs (later known as the Bureau of Indian Affairs) to oversee these policies and collect data about Native Americans. These agencies conducted special censuses on reservations to assess tribal populations, land holdings, and living conditions.

With that being said, if you are looking for members of the Five Civilized Tribes located in Indian Territory (parts of Oklahoma/Kansas/Nebraska), the census in 1850 was omitted in this area. While the 1860 census did include these areas, indigenous people were not included in the census.

Allotment era and the Dawes Rolls (late 19th and early 20th century):

The late 19th century brought the Dawes Act of 1887, which aimed to break up tribal lands into individual allotments, with the excess land sold to non-Native settlers. The Dawes Rolls, created by the Dawes Commission, aimed to determine eligibility for land allotments. These rolls sought to identify members of the "Five Civilized Tribes" (Cherokee, Chickasaw, Choctaw, Creek, and Seminole) and then process previously held tribal land into private land ownership.

While the Dawes Rolls were instrumental in categorizing tribal members and determining allotment, the rolls were also problematic. Some individuals and entire tribes were omitted, and others were incorrectly classified. These rolls had long-lasting implications for tribal land rights that are still being debated to this day. Many indigenous families were granted land with no ability to financially support the land. The end result being the erosion of tribal ownership and assimilation.

In 1900, during the processing of the Dawes Rolls, the 1900 United States census was the first census to enumerate Native Americans in Indian Territory.

Shift toward self-identification (20th century onward):

The 1930 census marked a significant shift in census practices concerning Native Americans. For the first time, individuals were allowed to self-identify their race and tribal affiliations. This change was a response to the recognition of tribal sovereignty and self-determination.

Since then, the U.S. census has continually revised and improved its methods of collecting data on Native Americans. Tribal leaders have worked closely with the U.S. Census Bureau to ensure a more accurate count of tribal members, addressing issues such as undercounts and underrepresentation.

Rolling with the (Dawes) Rolls

Since the Native Americans living in Indian Territory were not enumerated until 1900, the most encompassing substitute for a census record is the Dawes Rolls.

Commonly called the Commission to the Five Civilized Tribes, the Dawes Commission was appointed by President Grover Cleveland in 1893 to negotiate with the Cherokee, Creek, Choctaw, Chickasaw and Seminole tribes. In return for abolishing their tribal governments and recognizing state and federal laws, tribe members were allotted a share of common property. Heads of families, orphans, and children could receive 40 to 160 acres of land by proving their tribal membership.

The National Archives and Records Administration (NARA) holds all of the Dawes Commission records, including the Dawes Rolls, but there are several sources that may be used in order to access the information that may be found in the Dawes Records. When Rolling with the Rolls, a curious researcher may find a wealth of information in sources like: [Fold3](#), [Access Genealogy](#), [NARA](#), and the [Oklahoma Historical Society](#).

[Access Genealogy](#) and the [Oklahoma Historical Society](#) both offer a free searchable database to pinpoint a specific ancestry, but what if the name is slightly different or you are not 100% sure of the spelling? [NARA](#) allows you to review the pages by tribe and browse the information page by page. With a name and a suitable card number you can then visit [Fold3](#) and search for an application packet. If located, the application packet will contain a wealth of information about your indigenous ancestor.

Before searching the Dawes Rolls, it is important to remember that if your ancestor was not in Indian Territory between 1893 - 1914 then they will not appear on the Dawes Rolls. Convinced that your ancestors were there? Utilize the census records to find additional information that may provide clues.

Tracing the trail of a Tiger:

A perfect example of using these resources may be found in tracing the trail of Lizzie Tiger an indigenous resident of Indian Territory in 1900. For effective use of the Dawes Rolls you must know the name and the tribe of the individual(s) that you are researching. While there are searchable indexes that might make knowing the tribe of the individual irrelevant, knowing the tribal affiliation will help in cases of having to dig through files or duplicate names (they are organized by tribe).

What if I don't know what tribe/nation my ancestor belonged to?

In the case of Lizzie Tiger, one could be lost when searching for her in the Dawes Rolls. Tiger is a traditional Creek name (a translation of one of the clans of the confederation). In this case, a researcher should refer to the 1900 census which will mark the tribal affiliation. (Figures 2 & 3) The preliminary information on Lizzie suggested a son named George and that she was probably born in the 1850s and lived in the Muskogee/Tahlequah/Pryor area.

142	142	Tiger	Lizzie	Head	W	1857	43	W	6	3	Indian Territory	Indian Territory	Indian Territory	Indian Territory	Indian Territory
			George	Son	M	June 1857	42	B			Indian Territory	Indian Territory	Indian Territory	Indian Territory	Indian Territory
			Mary	Daughter	F	May 1890	10	B			Indian Territory	Indian Territory	Indian Territory	Indian Territory	Indian Territory
			Lillie	Daughter	F	Apr 1892	8	B			Indian Territory	Indian Territory	Indian Territory	Indian Territory	Indian Territory

Lizzie	Cherokee	Cherokee	Cherokee	0												Female
Tiger George	Cherokee	Cherokee	Cherokee	0												
Sah-ya-ni	Cherokee	Cherokee	Cherokee	0												
Ah-auh-la	Cherokee	Cherokee	Cherokee	0												

Figures 2 & 3: 1900 U.S. Federal Census for Lizzie Tiger and household

Since Muskogee/Tahlequah are bordering nations, a Cherokee with a Creek clan name is entirely possible. Note that the 1900 census taken in the Cherokee Nation identifies the correct person, children, and birth year range. Also note, that 0 column suggests blood quantum - i.e. the government definition of tribal blood. 0 equals full blood Cherokee in this example. Other cases will be fractional 1/2, 1/4, 1/8, etc.

With the knowledge of her name, children, and tribal affiliation - let's look at the Dawes Rolls at the [Oklahoma Historical Society](#) for more information. When searching - it is best to use the databases at the Oklahoma Historical Society or Access Genealogy first, then proceed to researching the individual pages at the National Archive. Here you can see we located Lizzie Tiger. This presents us with some interesting information. The age matches, but the quantum is different. (Figure 4)

Search the Dawes Rolls, 1898-1914

Your search returned 1 result.

Name	Age	Sex	Blood	Roll No.	Tribe	Card No.
Lizzie Tiger	42	F	3/4	11574	Cherokee by Blood	Search card 4844

Note: Marriage to Manard Washam on Jan. 20, 1901

(Page 1 of 1)

Figure 4: Dawes Rolls search result for Lizzie Tiger

Searching by her enrollment card will verify the rest of the people in her household. (Figure 5)

Name	Age	Sex	Blood	Roll No.	Tribe	Card No.
Lizzie Tiger	42	F	3/4	11574	Cherokee by Blood	Card 4844
Note: Marriage to Manard Washam on Jan. 20, 1901						
George Tiger	15	M	7/8	11575	Cherokee by Blood	Card 4844
Mary Tiger	13	F	7/8	11576	Cherokee by Blood	Card 4844
Lillie Tiger	10	F	7/8	11577	Cherokee by Blood	Card 4844

(Page 1 of 1)

Figure 5: Lizzie Tiger's Dawes Rolls enrollment card information

Pay close attention to the roll number and the card number, as this can provide additional information and sources to verify records. With a successfully located card number, you can then search for the application packets on [Fold3](#). These application packets hold a great wealth of information. From these packets, you can find roll numbers to access previous Dawes sessions, determine familial relationships, learn about the exact location/district your ancestor lived in, and find other details that will be helpful in researching your genealogy.




Figure 6: Cover for Lizzie Tiger's Dawes application packet

Note that the card number/tribal affiliation is identical. (Figure 6)

For example in the case of Lizzie Tiger, by finding the Dawes Application Packets - we can determine that she was previously married for 20 years and that her husband recently passed away. Additionally, we can see her presence in previous rolls assembled by the Dawes Commission. Finally, we learn that she remarried in 1901 and have identified her new name. (Figures 7 & 8)

Statement of Applicant Taken Under Oath.
CHEROKEES BY BLOOD AND ADOPTION.
 Date Sept 24 1900 1900.
 Name _____
 District _____ Year _____ Page _____ No. _____
 Citizen by blood _____ Mother's citizenship _____
 Intermarried citizen _____
 Married under what law _____ Date of marriage _____
 License 10 _____ Certificate _____
 Wife's name Lizzie Tiger
 District COOWEESCOOWEE Year 1880 Page 158 No. 2939
 Citizen by blood _____ Mother's citizenship _____
 Intermarried citizen _____
 Married under what law _____ Date of marriage _____
 License _____ Certificate _____
 Names of Children:
 2 George Tiger Dist. COOWEESCOOWEE Year 1880 Page 206 No. 4806 Age 13
 3 Mary Dist. COOWEESCOOWEE Year 1880 Page 206 No. 4822 Age 11
 4 Leid Dist. COOWEESCOOWEE Year 1880 Page 206 No. 4822 Age 5

Cher
 Supp'l to # 4844
 Department of the Interior,
 Commission to the Five Civilized Tribes,
 Vinita, I. T., March 18, 1903.
 In the matter of the application of LIZZIE TIGER, for the enrollment of herself, and her children GEORGE, MARY and LILLIE TIGER, as citizens by blood of the Cherokee Nation:
 LIZZIE WASHAM, being first duly sworn, and examined, testified as follows:
 Examined by the Commission:
 Q What is your name? A Lizzie Washam, it was Lizzie Tiger when I enrolled, and my husband died and I married again.
 Q How old are you? A Forty three.
 Q What is your post office? A Pryor Creek.
 Q You were married at one time to Charles Tiger? A Yes sir.
 Q At the time you were enrolled were you?
 A Yes sir, I was his widow at that time.
 Q You have married since then? A After that.
 Q What is your present husband's name? A Edward Washam.
 Q Is he a white man? A Yes sir he's a white man.
 Q When were you married to him? A Over two years, past two years; two years the 20th of last January.
 Q That was the 20th of January, 1900? A Yes sir.
 Q Have you got a marriage certificate? A Yes sir.
 Q Have you got it with you? A No sir, I have got it at home, I didn't know you would want it.
 The Commission: You will be required to send it to the Commission.
 E. C. Bagwell, on oath states that, as stenographer to the Commission to the Five Civilized Tribes, he correctly recorded the testimony and proceedings had in the above entitled cause, and that the foregoing is an accurate transcript of his stenographic notes thereof.
 Subscribed and sworn to before me this July 10, 1903.
 Samuel P. Fortmann
 Notary Public.

Figures 7 & 8: Dawes application for Lizzie Tiger

What if I cannot locate my ancestor on the Dawes Rolls or they weren't in Indian Country at that time?

Some ancestors may be difficult to locate or were forcibly removed to Indian Country at a later date. The best thing to do when researching your ancestors is to attempt to learn their tribal affiliation. If you are unable to determine tribal affiliation from the census or oral tradition, look at older maps. Tribes typically had defined areas and by researching those areas, you may be able to find out when your ancestors were removed and when/where to look. While difficult, with a geographic location and some extensive research - you can determine tribal affiliations, treaties, removal, and relocation.

If your ancestor was not in Indian Territory during the times of the Dawes Commission

There are several rolls that detail forcible indigenous relocation. Begin researching the area where your ancestors came from and piece together the details. With the knowledge of their location, you can then assess what rolls are available to guide you. [Access Genealogy](#) has an extensive list of rolls that are available. While Access Genealogy does not provide links to all of the items on their list, a comprehensive search of [NARA](#), [Ancestry](#), [FamilySearch](#), and [Fold3](#) can reveal indexes and complete rolls.

Wrapping the rolls

Indigenous research is one of the hardest undertakings a genealogy researcher can embark on during their quest. While there are a wealth of sources available, they are often limiting and don't always provide the correct details. To complicate matters, many oral histories - if correct - also assign incorrect tribal affiliation. The Dawes Rolls remain one of the most consistent and useful tools for determining Indigenous ancestry in the areas formerly known as Indian Territory. When used in conjunction with census records and family histories, you may uncover a whole new story!

WORLD'S LARGEST GENEALOGY CONFERENCE

Join RootsTech Online for FREE!

Your Story Is Worth Remembering • 29 February-2 March 2024

Registration for [RootsTech 2024](#) is now open!
Online (or in-person in Salt Lake City)

200+ new online sessions in over 26 languages
Join keynote sessions live from the comfort of your own home
Chat online with other attendees worldwide
Get digital syllabi and class handouts

St. Louis County Library is a FamilySearch Affiliate Library

H&G Classes & Programs

History & Genealogy is offering the following upcoming programs:

Branching Out with DNA

Thursday, November 16, 6:30 pm, Virtual
What exactly is DNA and how is it valuable to genealogists? Learn about the basics of genetic testing and how to start analyzing your DNA with tools and resources available online. Adults. [Registration](#) required.

DIY Family History Gifts

Tuesday, November 28, 6:30 pm, Daniel Boone
As the family historian, how can you share your findings with the rest of your family? Learn about some easy DIY projects that make great gifts. Adults. [Registration](#) required.

Beginning Digital Preservation

Thursday, November 30, 2:00 pm, Virtual
Learn how to care for and protect digital files and photos. Techniques for saving and preserving your digital memories will be shared. Adults. [Registration](#) required.

Lost Treasures of St. Louis

Monday, December 4, 6:00 pm, Oak Bend
If you grew up in St. Louis, this program is for you! Join Cameron Collins and Dennis Dillon, authors of the new book “Lost Treasures of St. Louis, Second Edition” as they take you on a trip down memory lane. Relive the nostalgia of St. Louis establishments like the Admiral, Eat-Rite Diner, Grandpa Pigeons, Club Imperial, Bowling for Dollars and more. They will also have signed copies of the book for sale, which makes a great gift! Adults. [Registration](#) required.

Exploring Ancestry Library Edition

Wednesday, December 6, 6:30 pm, Virtual
The Ancestry Library Edition database is a powerful tool for genealogical research. Find out how to search it and take advantage of its many records. Adults. [Registration](#) required.

Beerember: A Celebration of St. Louis Brewing History

Friday, December 8, 6:00 pm, Grant’s View
Commemorate the anniversary of Prohibition ending with an evening of brewing history, live music from the Gaslight Squares, a beer barons history talk presented by Bellefontaine Cemetery and beer samples from Narrow Gauge, 2nd Shift, Third Wheel, Freestyle and Old Bridgeview breweries. Adults 21+. [Registration](#) required.

Coming in January:

Beginning Genealogy Research

Monday, January 8, 6:30 pm, Virtual

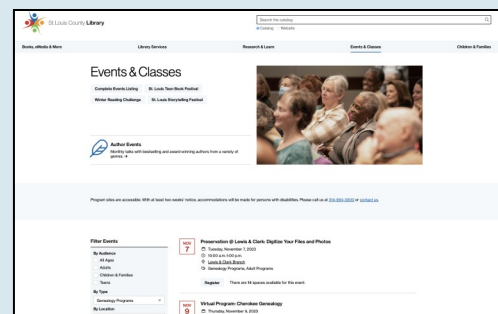
Cooking Up History & Genealogy

Monday, January 22, 6:30 pm, Virtual

SLCL Databases for Genealogy Research

Thursday, January 25, 2:00 pm, Virtual

Visit www.slcl.org/events and choose event type “Genealogy” for the complete list of H&G offerings.



THIS MONTH IN HISTORY


On November 9, 1989, the Berlin Wall, the concrete barrier that encircled the city of West Berlin to keep East Germans from fleeing to the west, “fell.” It was opened at about 10:45 pm, and residents and celebrants moved through the checkpoints in the wall without incident. This event was one in a series that marked the fall of communism in Eastern Europe, or the “Iron Curtain.” The full reunification of Germany would be complete by October of the following year.

Want to see and touch a piece of history? Visit “Breakthrough,” a structure made from eight sections of the Berlin Wall, located on the Westminster College campus in Fulton, Missouri. It was created by Sir Winston Churchill’s granddaughter to commemorate the fall of the wall on the site where Churchill gave his famous speech about the Iron Curtain in 1946.




NGS QUARTERLY

Looking to “level up” your genealogy knowledge? H&G has back issues of the National Genealogy Society Quarterly! Come by H&G anytime to pick one up.



NEWBook



NANCY MOORE HAMILTON

A.A. Fischer's St. Louis Streetscapes

Missouri Historical Society Press
R 977.866 H219A

The first biography of an unsung St. Louis builder.

Though few people in contemporary St. Louis likely know his name, it’s indisputable that builder A. A. Fischer left an indelible mark on the city’s residential architecture. Between 1894 and 1929, Fischer was responsible for the construction of more than three hundred houses and apartment buildings in St. Louis and nearby University City, Missouri. His trademark was the broken frieze, whose wreaths and swags descend into the spaces between the upper-story windows, rather than extending straight across the façade below the cornice, as is traditional. Today, you can still see homes and commercial buildings across the St. Louis area bearing Fischer’s trademark.

A. A. Fischer’s St. Louis Streetscapes is the first biography of this unsung urban builder. Nancy Moore Hamilton delves into Fischer’s life and work, exploring not only his prolific construction career but also his other related business ventures, dabbling in speculation, buying and selling real estate, and producing architectural plans. Featuring more than four hundred images and a full-color fold-out map showing all of Fischer’s homes, this book is sure to bring attention to a builder who quietly shaped a midwestern metropolis.—Publisher

HOLIDAY CLOSURES

All branches of the St. Louis County Library will be closed on Thursday, November 23 and Friday, November 24 for the Thanksgiving holiday.

History & Genealogy services

The following H&G services are free and available to researchers who are unable to visit the library.

Lookup service

H&G can provide photocopies, prints, or digital scans of many library materials from indexed sources or when given a specific citation:

- Up to 30 pages from one book or one article from a journal issue. Staff can also photocopy or scan tables of contents and index pages.
- Microfilmed records
- Print outs from database records if patrons cannot access the database at home.
- Please use the [online lookup request form](#) to submit requests.

*Some items may be temporarily unavailable due to construction

Print collection

More than 27,000 books in the collection can be checked out. The entire collection is included in the library's [online catalog](#). Books with call numbers that do not begin with "R" are available to check out. Patrons can request books online or by calling 314-994-3300.

*Some items may be temporarily unavailable due to construction

Research guidance

H&G staff members can provide research assistance by phone.

Book-a-Genealogist

Researchers encountering brick walls or who would like assistance in developing a plan to achieve specific research goals can schedule a consultation with an H&G staff member. Requests can be made using the online [Book-a-Genealogist form](#).

Database access

Many library [databases](#) can be used at home by St. Louis County Library card holders living in the metropolitan area. For more information, please contact the History & Genealogy Department at 314-994-3300 or genealogy@slcl.org.

STLGS Event

The St. Louis Genealogical Society presents the following event:

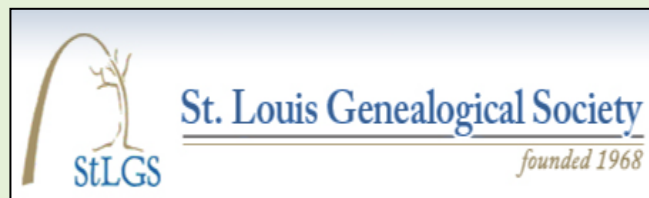
Jewish SIG Meeting: Exploring Genealogical Resources at Washington University's Libraries

Sunday, December 3, 1:00 pm, Virtual

Learn about resources for Jewish genealogy at Washington University's libraries, including yizkor books, information on how to search and access the collections, and how to use HathiTrust Digital Libraries to discover relevant sources in libraries across North America.

See stlgs.org to register.

The St. Louis Genealogical Society (StLGS) is a not-for-profit, all volunteer organization with members in almost every state and several foreign countries. Begun in 1968, it is now the largest local genealogical society in the United States, renowned for its excellence in programming, resources, classes, and membership services.




Shelf Life

SAMPLINGS FROM THE PRINT COLLECTION

Bosnian St. Louis: Between Two Worlds by Patrick McCarthy and Afik Cogo (304.8097 M123B) is a moving examination of how Bosnian refugees found their way to St. Louis and thrived. The authors offer historical context for the genocide that occurred in Bosnia and Herzegovina in 1992-1995, and tell the stories of the refugees who came to St. Louis and the people and organizations who offered them aid. For St. Louisans, especially those who lived in South County during the late 90s and early 2000s, the contributions made by hardworking Bosnians to the community will be easily recognizable, and some of the individuals and families mentioned here may be known as well.

This text will resonate with those who grew up in the wake of the war in Bosnia, who grew up in communities alongside Bosnian refugees, and others who may as yet be unaware of the full-extent of the atrocities that took place in the 90s.

There are also several copies available for checkout from the St. Louis County Library. See the library's [card catalog](#) to place one on hold for pickup at your nearest branch.



PastPorts is published by History & Genealogy at the St. Louis County Library

Subscribe at slcl.org/pastports. Current and past issues can be downloaded from the web.

Contact us:

History & Genealogy
St. Louis County Library
Temporary Location: Daniel Boone Branch
300 Clarkson Rd.
Ellisville, MO 63011

314-994-3300
genealogy@slcl.org
slcl.org/genealogy

PARDON OUR DUST

The St. Louis County Library has recently upgraded its website. The History & Genealogy page can be accessed by clicking on "Research & Learn," and then "History & Genealogy." Unfortunately, some of the H&G links have been broken during the upgrade process. Please be patient as our hardworking SLCL technology team works to get everything back on track. Please contact H&G at 314-994-3300 or genealogy@slcl.org for help locating any of our online materials.





DIY FAMILY HISTORY GIFTS

Tuesday, November 28, 6:30 p.m.

As the family historian, how can you share your findings with the rest of your family? Learn about some easy DIY projects that make great gifts.

Adults. Registration required.



Daniel Boone Branch

300 Clarkson Road | Ellisville, MO 63011 | 314-994-3300

Program sites are accessible. With at least two weeks' notice, accommodations will be made for persons with disabilities. Call 314-994-3300 or visit www.scl.org.



AFRICAN AMERICAN

Looking to learn more about African American history? Check out the following in St. Louis:

The Griot Museum of Black History

www.thegriotmuseum.com

National Blues Museum

nationalbluesmuseum.org

Scott Joplin House State Historic Site

mostateparks.com/park/scott-joplin-house-state-historic-site



SCANNING KITS

Scanning kits are now available through H&G at the St. Louis County Library! Transform those photos, notes, scrapbooks, and documents into generational legacies.

Scanning Kits contain a Chromebook, a portable Canon flat-bed scanner, instructions, and resources for additional information related to organizing your digital archive.

Visit www.slcl.org/books-emedial-more/library-of-things/genealogy/scanning-kits for more details. Quantities are currently limited, but more are on the way!

FAMILYSEARCH CLASS

Did you miss the Exploring FamilySearch.org class at SLCL? FamilySearch is offering their own version in November:

Overview of FamilySearch

Tuesday, November 28, 10:00 am MDT

This is a general overview of the FamilySearch.org website and its valuable resources and features. Learn to navigate each of the tabs: Family Tree, Search, Memories, Indexing, and Activities and their dropdown menus and functionalities. See how to create an account, where to find historical record collections, and how to get help. More details for each of these areas will be discussed in subsequent webinars.

Click [here](#) to register.



SLCL HISTORY PROGRAM

Check out this SLCL offering!

History's Attic: St. Louis on the Home Front

Thursday, November 16, 2:00 pm, Cliff Cave

Presented by the Missouri History Museum

From the Battle of St. Louis in the American Revolution to the Washington University protests during the Vietnam War, St. Louis has had an impact on our nation's wars. Explore stories, objects and people through the Soldiers Memorial Military Museum Collections. Adults.

See slcl.org/events for more programs.

CLASSIC CLIPPINGS



THANKSGIVING

Thanksgiving Food Prices for 1920, 1919, 1917, 1912 Compared

THE cost of a family Thanksgiving dinner this year, as compared with the cost last year, in 1917 and in 1912, when prices were considered normal, is shown here:

	1920.	1919.	1917.	1912.
Turkey, 7 lbs.	\$3.50	\$3.15	\$2.45	\$1.55
Sweet potatoes, 4 lbs.15	.15	.10	.10
Irish potatoes, 4 lbs.16	.20	.16	.15
Celery, bunch.	.10	.15	.15	.15
Cranberries, quart.20	.20	.20	.10
Spinach, peck.	.15	.30	.10	.15
Peas, No. 2 cans, two..	.35	.30	.15	.12
Pumpkin, 2 pies	.15	.30	.15	.10
Lettuce, head.	.25	.20	.10	.10
Head, butter, coffee and turkey dressing.70	.65	.35	.25
Totals.	\$5.71	\$5.60	\$3.90	\$2.77

Prices may vary slightly between now and Thanksgiving, a week from tomorrow.



St. Louis Post-Dispatch, November 17, 1920

JEWISH RECORDS

Ancestry Library Edition has added the following new records for Jewish research in Poland:

Poland, Central Committee of Jews, 1944-1950 (in Polish)
1,023,510 records

This database contains details extracted from documents on the Jewish communities throughout Poland.

Poland, Jewish Survivors in Poland, 1945-1947 (in Polish)
1,188,837 records

This database contains details extracted from index books and registration forms for Polish Jewish survivors, compiled by the Central Committee of Polish Jews, Department of Statistics.

Access Ancestry Library Edition at any SLCL branch.

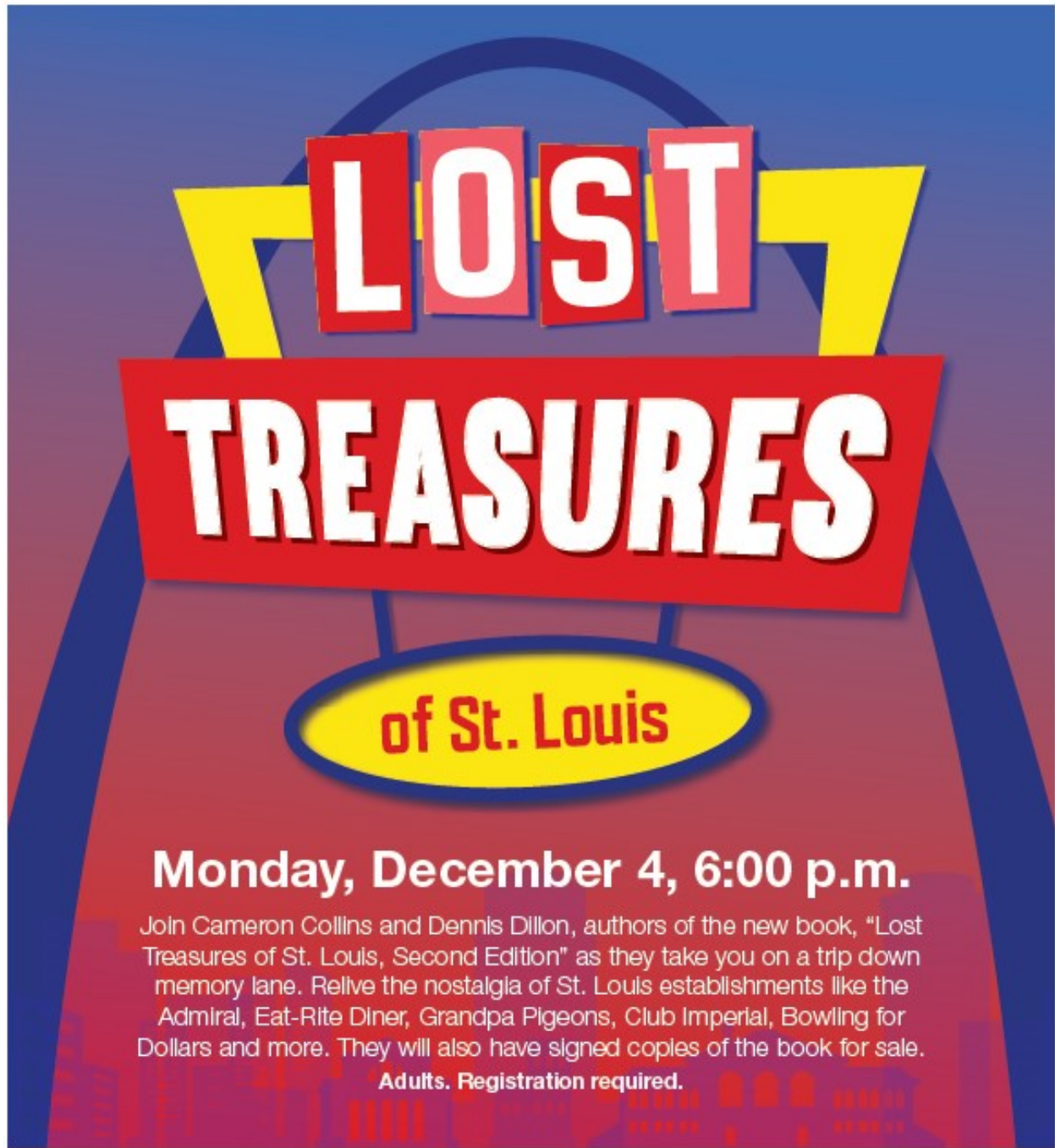
STLGS FIRST FAMILIES



Do you have early St. Louis ancestors? They may qualify for the St. Louis Genealogical Society's First Families Program:

- Founding Families (1765–1804)
- Pioneer Families (1805–1821)
- Immigrant Families (1822–1865)

Archive your family's history for the future! See stlgs.org/resources/services/first-families-of-st-louis for more information and an application.



Monday, December 4, 6:00 p.m.

Join Cameron Collins and Dennis Dillon, authors of the new book, "Lost Treasures of St. Louis, Second Edition" as they take you on a trip down memory lane. Relive the nostalgia of St. Louis establishments like the Admiral, Eat-Rite Diner, Grandpa Pigeons, Club Imperial, Bowling for Dollars and more. They will also have signed copies of the book for sale.

Adults. Registration required.



Oak Bend Branch

842 S. Holmes Ave. | St. Louis, MO 63122 | 314-994-3300

Program sites are accessible. With at least two weeks' notice, accommodations will be made for persons with disabilities. Call 314-994-3300 or visit www.slcl.org.





Beerember

A Celebration of St. Louis Brewing History

Friday, December 8, 6:00 – 9:00 p.m.
 Commemorate the anniversary of Prohibition ending with an evening of brewing history, a beer barons history talk presented by Bellefontaine Cemetery and beer samples from Narrow Gauge, 2nd Shift, Third Wheel, Freestyle and Old Bridgeview breweries.

Adults 21+. Registration required.

With live music from


Presented by




Grant's View Branch
 9700 Musick Rd. | St. Louis, MO 63123 | 314-994-3300

Program sites are accessible. With at least two weeks' notice, accommodations will be made for persons with disabilities. Call 314-994-3300 or visit www.slcl.org.

