



PastPorts

VOL. 12, NO. 6 — JUNE 2020

FOR THE RECORDS

Using FamilySearch to research St. Louis ancestors

Over the past several years, FamilySearch has digitized thousands of rolls of microfilm and made them available at no charge to researchers around the world. Included among these rolls are many records from the St. Louis area. This is a great boon for researchers, particularly in this era of the coronavirus, when visiting repositories has not been possible.

Challenges to finding records

Finding digitized St. Louis records at the FamilySearch website, however, can present challenges for researchers, even those familiar with the area. The first issue is jurisdictional. In 1812, Missouri Territorial Governor William Clark organized the territory into five administrative districts, one of which eventually became St. Louis County with the City of St. Louis as its county seat.

Things proceeded normally until the “Great Divorce” of 1876. The City of St. Louis withdrew from St. Louis County and became an independent city with both city and county governmental functions. This created two entities, St. Louis City and St. Louis County. St. Louis County selected Clayton as its seat, built a new courthouse, and began keeping records. The original record books for St. Louis County, however, remained in possession of the City. That may seem crazy, but at the time of the split, most of the documents in those records concerned people, places, and events that happened within the area of the city. Nevertheless, it makes finding records dependent on where and when an event took place.

The second obstacle stems from digitization. These projects have been undertaken by people not from or familiar with our area. Records might be identified as pertaining to St. Louis

County when they are actually city records and vice versa.

The final challenge results from file naming conventions. FamilySearch has unfortunately not cataloged record sets consistently. You might find both city and county records identified as “Saint Louis,” “St. Louis” (with a period), “St Louis” (without a period), and other variations. Each of these variations produces different results in a place-name search.

To get around this, we need some “life hacks.” Fortunately, years of experience creating indexes and finding aids has made the History & Genealogy’s website a great place to start. Let us consider some of these strategies.

St. Louis church records

Church records, regardless of denomination, often provide information about the lives of our ancestors. Births (baptisms), marriages, and deaths (burials) have historically been recorded by churches. Additionally, parishes may have kept records of confirmations, first communions, and other events. These records often predate civil records and are a great source for genealogical research.

FamilySearch has digitized most records of parishes within the Catholic Archdiocese of St. Louis, but finding them can be challenging. Christine Human Hughes’ *Guide to St. Louis Catholic Archdiocesan Parish Records* provides an essential resource that researchers will find useful. It lists each parish in alphabetical order with a brief history and a list of available microfilm records. The FHL number for each film is noted, allowing researchers to find digitized records on FamilySearch. [The guide can be downloaded as a PDF from the St. Louis County Library website for free](https://bit.ly/2XDOLIW) <https://bit.ly/2XDOLIW>.

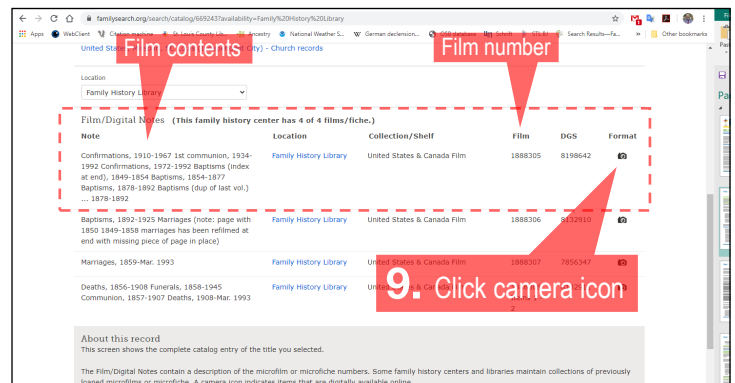
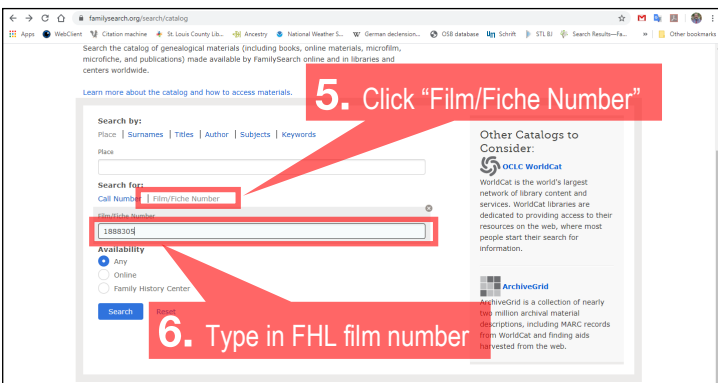
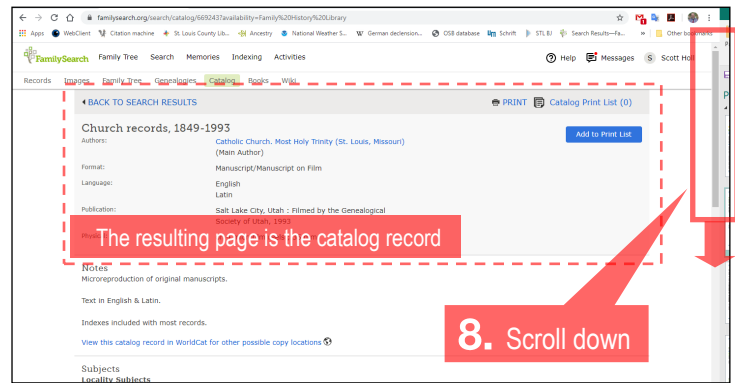
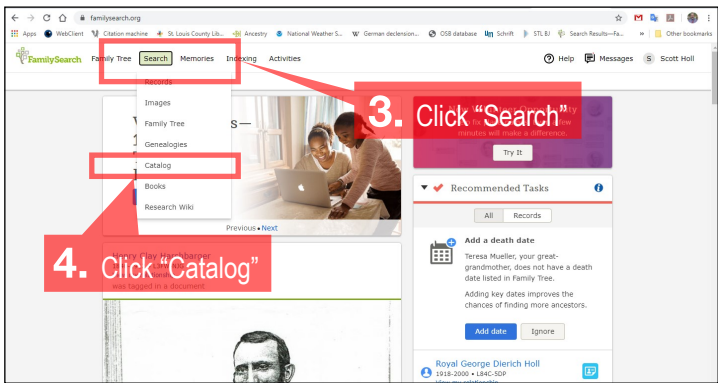
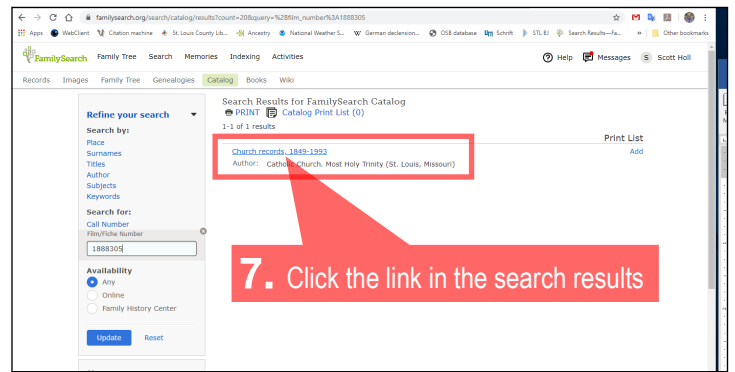
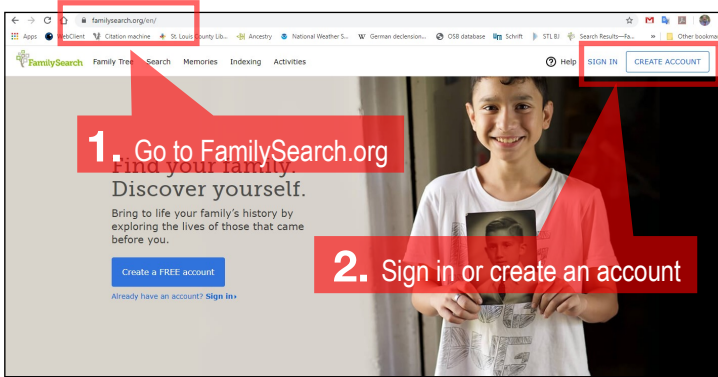
Microfilm for many St. Louis-area United Church of Christ congregations have also been digitized by FamilySearch. [“United Church of Christ records held by the History & Genealogy’s website”](#)

alogy Department” <<https://bit.ly/2AjAP7P>> is an online guide that provides FHL film numbers for the records of individual congregations.

Once you know the film number, follow the steps below. Records for some churches might be spread across several film numbers. It does not matter which film number you use in your search, as the results will return all of the films related to the parish.

- Go to FamilySearch.org.
- Create an account or login.
- Click “Search” at the top of the page.
- Click on “Catalog.”
- Select “Film/Fiche Number.”
- Type in the FHL number into the search box and click “Search.”
- Click on the blue link for the church records you are searching for in the search results.

How to search for digitized film in FamilySearch with an FHL film number



- Click the camera icon on the right side of the page under “Format.” This will open the digitized microfilm.

St. Louis Marriages

FamilySearch digitized St. Louis City marriages from 1804 through 1965. By understanding the records themselves, it is relatively easy to find them. Prior to 1881, St. Louis maintained a marriage register. After a marriage took place—sometimes long after—the officiant would travel to the courthouse to record the marriage in a large ledger. Beginning in 1881, marriage licenses were required. A couple would obtain a license to be married. When the marriage took place, a copy of the license would be returned to the courthouse and recorded in the marriage volume. We will discuss the process for finding each. To get started, follow this procedure.

- Go to FamilySearch.org.
- Log into your account.
- Click “Search” at the top of the page.
- Click on “Catalog.”
- Click “Film/Fiche Number.”
- Type the number 528147 into the search box and click “Search.”
- Click on the link, *Marriage records of St. Louis and St. Louis Co., 1806–1965*. Note: these are all records pertaining to St. Louis City.
- Scroll down to find the volume, click on the camera icon, and then search for the page number.

St. Louis City marriages before 1881

If the marriage occurred before 1881, you will need to search the marriage register. The marriage indexes are on microfilm nos. 528147 & 528148 (groom index) or 528160 & 528161 (bride index). The indexes are searchable on the following websites:

■ [St. Louis Genealogical Society](http://www.stlgs.org) <<http://www.stlgs.org>>—Members of the St. Louis Genealogical Society can access a searchable online version of the marriage index. On the society’s website, click on “Research” and then “Life & Death.”

■ [Ancestry.com](http://www.ancestry.com) <<http://www.ancestry.com>>—A digital ver-

sion of this index covering the years 1804–1876 is in a database titled “St. Louis, Missouri, Marriage Index 1804–1876. A search will provide you with the volume and page number where the index appears in the register. St. Louis County provides free access to Ancestry Library Edition. [Remote access is available until at least June 30, 2020 by logging in through the library’s website <https://bit.ly/3eRz0gQ>](#) (requires a valid St. Louis County Library card).

FamilySearch created digital images of the marriage registers from 11 rolls of microfilm labeled “Marriage records, v. [Vol. No.] [Dates].” With the exception of Vols. 3 and 20, each microfilm roll includes two volumes. Using the information from the index, find the page number in the correct volume. It is quite likely some marriages were omitted, usually due to oversight on the part of the officiant. Some marriages were also inexplicably recorded at the St. Louis Board of Health, as discussed in the *PastPorts* article, “Immanuel Lutheran Church Marriages Registered at Board of Health,” (see sidebar, p. 7).

St. Louis City marriages, 1881–1965

Finding a marriage that took place from 1881 through 1965 will also require a two-step process. First, find the marriage license number in the index. St. Louis maintained separate indexes for brides and grooms. These are found on 31 rolls of digitized microfilm (15 male and 16 female) labeled “Index to marriages, male A–Z [Years]” or “Index to marriages, female A–Z [Years].” The city indexed the first 30 years together. These are located on six rolls of microfilm (three for males and three for females). After 1911, an index usually covers two years, and multiple indexes appear on the same film. If you are unsure of the exact date, check all of the indexes on the digitized roll. Note the license number when you find the record of interest.

FamilySearch also digitized the microfilm of marriage licenses for these years, and they are labeled according to the following pattern: License no. [Number–Number] v. [Number–Number, [Date Range]. Ignore the volume number and the date range. Find the film with the license number you want and search it. The licenses appear six to a page in license number order.

St. Louis County Marriages

FamilySearch offers digital copies of St. Louis County marriage records, also. The process for accessing them is significantly simpler than the one used for St. Louis City. Follow the following steps.

- Go to FamilySearch.org
- Log into your account.
- Click “Search” at the top of the page.
- Click on “Catalog.”
- Click “Film/Fiche Number.”
- Type in the number 528147 into the search box and click “Search.”
- Click on the link to *Marriage Records of St. Louis and St. Louis Co., 1806–1965*.
- Scroll down to the “Notes” section to find “Missouri, County Marriage, Naturalization, and Court Records are available online, click here.” The first part will be in red, and the underlined word “here” is the link.
- Click the link and you will move to a search form. Use it to locate St. Louis County marriages.

St. Louis City Death Register

The City of St. Louis maintained a register of deaths beginning in August 1850, sixty years before the State of Missouri began statewide death registrations in 1910. Although people ignored the requirement more often than they followed it during the first 20 years, eventually more and more were reported. These records are an incredibly valuable resource for genealogists and family historians.

FamilySearch digitized the St. Louis death records, but they are extremely difficult to search without an index. Fortunately, [the St. Louis Genealogical Society](http://www.stlgs.org) <<http://www.stlgs.org>> created an index covering 1850 through 1908. The index is available to members on its website, or it may be purchased as a CD. A partial index is also available Ancestry.com in a database titled “St. Louis, Missouri Death Records 1850–1902.” The History & Genealogy department will do a free lookup in the St. Louis Death Index, 1850–1908. [Researchers should submit requests using the online lookup request form](https://bit.ly/3gUJ6zD) <<https://bit.ly/3gUJ6zD>>.

Once you know the volume and page numbers, finding the death record becomes quite straightforward.

- Go to FamilySearch.org.
- Log into your account.
- Click “Search” at the top of the page.
- Click on “Catalog.”
- Click “Film/Fiche Number.”
- Type the number 2308257 into the search box and click “Search.”
- Click on the link to “Register of deaths, 1850–1909.”
- Scroll down to find the volume, click on the camera icon, and then search for the page number.

[Missouri deaths, 1910–1969 at Missouri Digital Heritage](https://bit.ly/2UhMWsI) <<https://bit.ly/2UhMWsI>> is a free online, searchable database with digitized death certificates>.

St. Louis City Wills

[The History & Genealogy Department has created an index to St. Louis City wills beginning 1816 through 1967](https://bit.ly/2XF0r8c) <<https://bit.ly/2XF0r8c>>. This index includes the volume, the item number, page number, and the FamilySearch film number for each will that went into probate in St. Louis.

When you have the film number, the item number, and the page number, finding the will on FamilySearch should be quite straightforward.

- Go to familysearch.org.
- Log into your account.
- Click “Search” at the top of the page.
- Click on “Catalog.”
- Click “Film/Fiche Number.”
- Type the number 1405568 into the search box and click “Search.”
- Click on the link to *Record of wills, 1816–1928*.
- Scroll down to find the volume, click on the camera icon, and then search for the item and page numbers.

For wills between 1929 and 1967, [researchers may submit a lookup request to the History & Genealogy Department using the online form](https://bit.ly/2A6C6Pm) <<https://bit.ly/2A6C6Pm>>. A copy will be sent via email at no cost.

The *PastPorts* article, “Discover a Wealth of Information in Wills and Probate Records” offers more information about will and probate record research (see sidebar, p. 7).

St. Louis Naturalizations

Sept. 27, 1906 marked the end of an era for naturalizations. Prior to that date, an individual could file papers in any court in any jurisdiction. The process could start in Maine and finish in Texas, or begin in Virginia and complete in Oregon. A naturalization could take place in any court or combination of courts. The Court of Common Pleas, Criminal Court, Circuit Court, and even the state’s Supreme Court were possible options. This makes finding naturalization records made prior to 1906 quite difficult. After September 27, 1906, however, the federal courts took over. Naturalizations took place in the Federal District Court of the area where the person lived, and Congress determined what information was required for each step.

Index to St. Louis Naturalization records up to Sept. 27, 1906: Missouri Digital Heritage

We will consider the early naturalizations first. As previously noted, these can be challenging to find. Fortunately, for those with St. Louis ancestors, the Missouri State Archives, in partnership with the St. Louis Genealogical Society, created an index. [This index is available at no charge on the Missouri Digital Heritage website](https://bit.ly/2Ui8fub) <https://bit.ly/2Ui8fub>.

Searching the index by name will lead to an entry for the individual that provides the name of the court, the volume, and page number. The film number listed is for the Missouri State Archives, not FamilySearch. The table below provides a reference to the FamilySearch film number for each court. That number, plus the volume and page number should enable you to find the record. The records for the Court of Appeals have been lost. You might find an indexed entry for that court, but you will not be able to find a record.

Additional records created up to Sept. 27, 1906 in are included in the History & Genealogy naturalization index, as discussed below.

Index to St. Louis naturalization records: History & Genealogy index

“[Saint Louis, Missouri Naturalization Index](https://bit.ly/3f98JLt)” <https://bit.ly/3f98JLt>, created by the History & Genealogy Department, consists of four parts.

The first part, “Selected Naturalization Records Created Prior to September 26, 1906” covers three courts:

- Declarations of Intention, 2 April 1890–26 September 1906, U.S. District Court - Eastern Division, Eastern Judicial District of Missouri.

FHL film numbers for St. Louis naturalization records prior to Sept. 26, 1906


Court Identifier	Court Name	FHL Film Number
Circuit	St. Louis County Circuit Court	1509836
Common Pleas	St. Louis County Court of Common Pleas	1509825
CCC	Court of Criminal Corrections	1491792
CCCC	Circuit Court Criminal Court	1503019
Land Court	St. Louis County Land Court	1509831
Law Commissioners	St. Louis County Law Commissioners Court	1509834
County	St. Louis County Court	1503010

A SAMPLING FROM
THE PRINT COLLECTION

Shelf life



Revolution Song: A Story of American Freedom



Books on the American Revolution tend to be one-sided, presenting the patriots as the good guys and those opposed to them as bad. Russell Shorto's *Revolution Song: A Story of American Freedom* (Call no. R 973.3 S559R and circulating copies) takes a more nuanced approach. The author presents the Revolution from six

different points of view:

Cornplanter, an Iroquois leader, tried to convince his tribesmen to stay out of the British-Americans conflict. He was outvoted, and his people sided with the British.

Venture Smith (birth name, Broteer Furro) was brought to America as a slave. He bought himself and his family out of slavery, purchased land, and became a leader in an African-American community in Connecticut.

Abraham Yates, Jr. was a self-educated Albany shoemaker, who fought for social justice for the lower classes.

Margaret Moncrieffe, daughter of a military officer, chose the British side. She abandoned her husband, whom she did not love, for a life of excitement in London and Paris.

General George Washington, a wealthy Virginia planter, would fail in early battles against the British but win the war and become the first president of the United States.

The English aristocrat, **Lord George Germain** (George Sackville), had failed in battle at Minden, Germany in 1759, became the British Secretary of State for the American Department, and would fail again in his fight against the Americans.

Shorto's engrossing book engages with its unbelievable (but true) intrigues, plots, and subplots.

- Declarations of Intention, 26 Sept 1853–26 July 1904, U.S. Circuit Court – Eastern Division, Eastern Judicial District of Missouri.
- Declarations of Intention and Petitions, 1878–1906, Circuit Court, St. Louis County, Missouri.

The index provides the page, item number and FamilySearch film number for each entry. None of these records is included in the index posted on the Missouri Digital Heritage website.

The second part, “Naturalization Records Created between October 1, 1906 and December 1928” covers two courts:

- Naturalizations, U.S. District Court—Eastern Division, Eastern Judicial District of Missouri, Vols. 1–82.
- Naturalizations, U.S. Circuit Court— Eastern Division, Eastern Judicial District of Missouri, Vols. 5–21.

The index includes the petition number or the declaration number, page, volume, and FamilySearch film number for each entry. The petition or declaration number makes the records very easy to find because they appear on the roll in numerical order.

The third part is “Proofs of Declarations of Intention Filed with Final Papers in the Circuit Court, St. Louis, Missouri.” Some circuit court records included copies of the applicant’s declaration of intention. This index provides the page and stub number in addition to the FamilySearch film number for each entry.

The final part indexes Certificates of Naturalization stubs. Similar in appearance to a check stub, the naturalization stub remained in the book when the Certificate of Naturalization was torn out and handed to the applicant as proof of citizen-

LIBRARY HOLIDAY CLOSING

Independence Day | Saturday, July 4

ship. It contains a duplicate copy of much of the information on the certificate itself. The index covers the dates 25 June 1907 – 7 May 1926 and provides the stub number, the volume and page number, and the FamilySearch film number. The stubs are arranged numerically on the film, so knowing the number makes them quite easy to find.

Online resources

Guide to St. Louis Catholic records

Hughes, Christie Human. *Guide to St. Louis Catholic Archdiocesan Parish Records*. Rev. ed. St. Louis: Friends of St. Louis County Library, 2015
<<https://bit.ly/3eUaVWQ>>.

PastPorts articles

■ Church records

“Church Records in Genealogical Research.” *PastPorts*, 4: [1 \(January 2011\)](https://bit.ly/378aHsy) <<https://bit.ly/378aHsy>>.

■ Marriage records

“Marriage & Divorce in St. Louis” *PastPorts*, 6:3 (March 2013) <<https://bit.ly/2VgRMHt>>.

“Lutheran Marriages Records not in St. Louis Civil Records,” *PastPorts*, 6:11 (Nov. 2013) <<https://bit.ly/3fGOchy>>.

■ Wills, probate, & guardianship

“Discover a Wealth of Information in Wills and Probate Records.” *PastPorts*, 4:12 (December 2011) <<https://bit.ly/2UhNBKI>>.

“St. Louis Guardianship Case Files.” *PastPorts*, 6:5 (May 2013) <https://www.slcl.org/sites/default/files/05_2013.pdf>.

■ Land records

“French & Spanish Archives,” *PastPorts* 11:12 (Dec. 2018/Jan 2019), 1, <<https://bit.ly/2UhVXC4>>.

To find nationalizations on FamilySearch, follow the same basic process as has been previously described:

- Go to FamilySearch.org.
- Log into your account.
- Click “Search” at the top of the page.
- Click on “Catalog.”
- Click “Film/Fiche Number.”
- Type in the film number (found either in one of the indexes or the table [above]) into the search box and click “Search.”
- Click on the resulting link.
- Scroll down to find the volume, click on the camera icon and then search for the item and then the page number.

St. Louis City land records, 1804–1901

Land records can tell us a lot about our ancestors and also useful for house history research. Nevertheless, they can be challenging to use, and some effort will be required to get into them. The first step is to search the index. There are two principle indexes, the direct and the indirect. The direct index organizes the land transactions by the name of the grantor (the seller). The indirect index organizes the transactions by grantee (the buyer). Both are useful, depending on what information you are seeking.

The indexes are arranged by the first letter of the surname. Index A, for example, includes the surnames beginning with the letter “A”. Within the index, the names are separated by volume, but only alphabetized by the first letter of the name. The index provides the volume and page number, so it is fairly easy to find the deed once the item is found in the index.

To find the deeds and indexes, follow this process:

- Go to FamilySearch.org.
- Log into your account.
- Click “Search” at the top of the page.
- Click on “Catalog.”
- Click “Film/Fiche Number.”
- Type the number 531505 into the search box and click “Search.”

- Click on the link to “*Deed records of the city and county of St. Louis, Mo., 1804–1901.*”
- Scroll down to find the index or volume, click on the camera icon, and begin your search.

St. Louis County Land Records 1877–1886

St. Louis County land records are substantially similar to those for St. Louis City in terms of process, although the indexing is different. To find the deeds and indexes on FamilySearch, follow this process.

- Go to FamilySearch.org.
- Log into your account.
- Click “Search” at the top of the page.
- Click on “Catalog.”
- Click “Film/Fiche Number.”
- Type the number 1405543 into the search box and click “Search.”
- Click on link to “Deed records, 1877–1886.”
- Scroll down to find the index or volume, click on the camera icon and begin your search.

French and Spanish Land Grants

For much of the French and Spanish colonial period, the king often made grants of land in the territory as favors to individuals or in payment for service rendered. After the Louisiana Pur-

chase, the U.S. government had to sort out these land grants and issue valid titles for those deemed legitimate. The records, written in Spanish and French, were recorded in the St. Louis Archives. In the 1930’s the Works Progress Administration made an English translation of the records. Copies of the original records were filmed and subsequently digitized by FamilySearch. More information about this subject appears in the *PastPorts* article, “French & Spanish Archives” (see sidebar, p. 7). To find a land grant on FamilySearch:

- Go to FamilySearch.org.
- Log into your account.
- Click “Search” at the top of the page.
- Click on “Catalog.”
- Click “Film/Fiche Number.”
- Type the number 466341 into the search box and click “Search.”
- Click on the link to “St. Louis City Archives Records, 1816–1848.”
- Scroll down to find the index or volume, click on the camera icon, and begin your search.

All of the microfilm records mentioned in this article is available in the History & Genealogy Department. Although COVID-19 has made it temporarily impossible to research them onsite, the information in this article should help you find St. Louis records by using FamilySearch in combination with Ancestry and other online sources.

For further assistance, contact the History & Genealogy staff at 314-994-3300 or by email at genealogy@slcl.org.

PastPorts is published by History & Genealogy at St. Louis County Library, located on Tier 5 of Library Headquarters.

[Current and past issues can be downloaded from the web](http://www.slcl.org/pastports) <<http://www.slcl.org/pastports>>.

Contact us:

History & Genealogy
St. Louis County Library
1640 S. Lindbergh Blvd.
St. Louis, MO 63131

314-994-3300
genealogy@slcl.org
www.slcl.org/genealogy

OF NOTE

St. Louis County Library reopens with limited services

St. Louis County Library opened all 20 branches with limited capacity and services on Friday, June 19. Hours of operation are Monday through Thursday 9:00 a.m.–6:00 p.m. and Friday and Saturday 9:00 a.m.–5:00 p.m. Visits are limited to 60 minutes per patron. Patrons nine years and older are required to wear a mask to enter the library. Free masks are available to patrons who do not have one.

Building occupancy is restricted and varies by branch location. At Headquarters, up to 20 patrons are allowed into the building at one time. Ten public computers are available on the main floor; usage is limited to a maximum of 45 minutes. The library is instituting these additional safety measures:

- Other than chairs at computer tables, there will be no seating for patrons.

- Copying, scanning, faxing, and retrieval of printouts will be performed by employees on behalf of patrons.
- Public restroom access will be limited to one patron at a time.
- Discovery Zones will remain closed.

Curbside service continues to be available. This contact-free service allows patrons to reserve and pick up books, movies at all 20 SLCL locations. Curbside hours are Monday through Thursday, 1:00–6:00 p.m. and Friday and Saturday, 1:00–5:00 p.m. Patrons will be notified via email with instructions on how to pick up their holds using curbside service.

Book drops at all 20 St. Louis County Library locations are open. Patrons may return books, music and movies to the book drops. Larger items such as musical instruments, puzzles, telescopes, Sci-finders kits and binoculars can be returned inside the branch.

St. Louis County Library has been working in conjunction with the leadership teams at St. Charles City-County Library and the Municipal Library Consortium to make coordinated decisions in the best interests of the public. All 11 library dis-

Researching the 1918 pandemic online Home

It may be years if not decades before we know the full impact of COVID-19, and perhaps several more before a genealogist ponders over its cryptic name on a death certificate. In the meantime, information as well as research resources are available for learning more about the 1918 flu pandemic, otherwise referred to as the Spanish flu.

General

[Flu Pandemic of 1918](https://bit.ly/3hLV8LS) <<https://bit.ly/3hLV8LS>> | General information about the 1918 Flu and its surprising possible origin, along with a couple of book recommendations for further reading from St. Louis Public Library.

[How to Quarantine ... in 1918](https://bit.ly/3ehWR9F) <<https://bit.ly/3ehWR9F>>

| Stories about the interesting ways people coped with life under quarantine restrictions a century ago.

[How the telephone failed its big test during 1918's Spanish flu pandemic](https://bit.ly/2NepKrC) <<https://bit.ly/2NepKrC>> | Ways people used telephones during the 1918 pandemic, and how the system eventually failed.

[Compare the flu pandemic of 1918 and COVID-19 with caution – the past is not a prediction](https://bit.ly/3dd8uxv) <<https://bit.ly/3dd8uxv>> | While the years 1918 and 2020 have a lot in common, this article points out some important differences.

Genealogical sources

[Missouri Death Certificates, 1910–1969](https://bit.ly/3ejjnit) <<https://bit.ly/3ejjnit>> | Determine the cause of death of people who died in Missouri with this free database containing death certificates.

[Newspapers.com](https://bit.ly/30UGImR) <<https://bit.ly/30UGImR>> | Search for news about the 1918 flu in newspapers from the time. Accessible from home with a valid St. Louis County Library card.

CONTINUED ON PAGE 11

tricts have reopening dates planned for June and July. Please visit the [SLCL website](https://www.slcl.org) <<https://www.slcl.org>> for additional details about the library's reopening plans.

History & Genealogy services

The History & Genealogy Department remains closed to researchers, but the following services are available:

Photocopies

H&G can provide photocopies, prints, or digital scans of many library materials, including:

- Books and periodicals—up to 30 pages from one book or one article from a single journal issue. Staff can also photocopy or scan tables of contents and index pages.
- Microfilmed records—A list of microfilm available in the H&G collection can be viewed online <<https://bit.ly/2N319bw>>.
- Databases—H&G staff will print out database records if patrons cannot access the database at home.

Researchers should use the [online lookup request form](https://bit.ly/2UQXJKE) <<https://bit.ly/2UQXJKE>> and be as specific as possible when submitting requests.

Print collection

One-third of the books in H&G's collection—more than 27,000—can be checked out. The entire collection is included in the library's [online catalog](http://webpac.slcl.org) <<http://webpac.slcl.org>>. Books

with call numbers that do not begin with “R” are available to check out. Patrons can request books online or by calling 314-994-3300. **Please note: a limit of two H&G books may be checked out at one time.**

Research guidance

H&G staff members are happy to provide research guidance over the phone or by email. Researchers whose information needs cannot be met in this way may contact the department to schedule an appointment for a face-to-face meeting with an H&G librarian. Masks are required.

Database access

Most library databases can be used at home by St. Louis County Library card holders living in the metropolitan area. The Ancestry Library Edition database, normally restricted to in-library use, can be accessed remotely until at least June 30. [View the list of genealogical databases on the library's website](https://bit.ly/37GRBtF) <<https://bit.ly/37GRBtF>>.

For more information, please contact the History & Genealogy Department at 314-994-3300 or genealogy@slcl.org.

St. Louis County Library District reaches agreement with the City of Frontenac over proposed building

The St. Louis County Library District recently signed an agreement with the City of Frontenac that will allow construction to move forward on a new multi-purpose library building at the corner of Clayton and Spoeede Roads. Although original plans included the History & Genealogy Department, the proposed facility will be used only for internal administrative purposes. The H&G collection and related activities will continue to be housed at the Headquarters location in Ladue. The library plans to replace Headquarters with a new building as the last phase of its Your Library Renewed initiative.

**History & Genealogy
classes and programs
have been cancelled
through August 31.**

The 1918 pandemic

CONTINUED FROM PAGE 9

[The Influenza Epidemic of 1918 and Your Ancestors](#)

<<https://bit.ly/37GAKr9>> | A genealogist shares a family photo from the 1918 and describes masks created by the Red Cross.

[Find Out How the Spanish Flu Epidemic of 1918–19 Affected Your Pennsylvania Ancestors](#)

<<https://bit.ly/2UZf8fv>> | Tips for identifying family who died during the 1918 flu. Most information is not specific to Pennsylvania.

[Did Your Ancestor Die in the Spanish Flu Pandemic?](#)

<<https://bit.ly/30Td7Ky>> | A Missouri genealogist and blogger shares her family's 1918 pandemic story along with advice and useful sources to help others do the same.

The 1918 Flu Pandemic in St. Louis

[St. Louis' response to the 1918 Spanish flu pandemic is making headlines amid COVID-19: It wasn't quite what we remember](#) <<https://bit.ly/2BqWB9G>> | St. Louis health commissioner Dr. Max Starkloff's efforts to control the 1918 pandemic in St. Louis.

[St. Louis saw the deadly 1918 Spanish flu epidemic coming. Shutting down the city saved countless lives](#) <<https://bit.ly/3ehd1Af>> | A brief history detailing quarantines and other facets of the 1918 pandemic in the St. Louis area.

[How some cities 'flattened the curve' during the 1918 flu pandemic](#) <<https://on.natgeo.com/2V00xU7>> | A comparison of the 1918 flu response between several US cities, including St. Louis.

[St. Louis Soldiers and the 1918 Influenza Pandemic](#)

<<https://bit.ly/2ASp2xp>> | [Fighting on Both Fronts: St. Louis Nurses in 1918](#) <<https://bit.ly/2CplzXJ>> | Read about how soldiers and nurses grappled with the events of 1918 brought to life with material from the Missouri Historical Society's collection.

Highlights from recent journals

Copies of articles can be requested from the History & Genealogy Department using the [online lookup request form](#) <<https://www.slcl.org/content/lookup-request>>

- Der Blumenbaum* (Sacramento German Genealogy Society), 37:2 (Nov., 2019–Feb. 2020): “Dewey Decimal Numbers for Genealogy, 70; “The ‘Skinny’ on Family Coats of Arms,” 72; “Glimpses into the German Past: Taxes, Taxes, and More Taxes,” 74
- History Magazine*, 22:1 (Spring 2020): “Gunter’s Chain” (describes how this implement was used in the process of surveying land), 6.
- Náše Rodina* (Czechoslovak Genealogical Society International), 32:2 (June 2020): “The Keeping of Church Registers by the Roman Catholic and Protestant Parishes in Austria, 53.
- NGS Magazine* (National Genealogical Society), 45:3 (July–Sept. 2019): “Best Practices for Data Entry in Family Trees,” 25.
- The Septs* (Irish Genealogical Society International), 40:4 (Sept. 2019): “Finding Your Irish Immigrant’s Place of Origin: The Case of William Dinneen,” 74.
- The Septs*, 41:1 (January 2020): Features a series of articles with tips for using websites and databases for Irish genealogical research.
- Your Genealogy*, 5:6 (Jan.-Feb. 2020): “School Books and Report Cards” (researching school records), 7; “Researching Church Records in Louisiana,” 47.