

FOR THE RECORDS

Writing Your Family History and Genealogy: Methods and Approaches

Getting started

Writing a family history book can seem like a huge endeavor. However, there are some basic methods and approaches that can help make the process less frustrating and more enjoyable. From deciding on a specific format or style, to incorporating important family stories and information, there are many steps to writing a family history. Using an organized approach and taking some time to consider the purpose and goals for writing a family history book will significantly improve the process.

One of the first things to consider is the purpose behind your work. For example, are you writing it for your children and grandchildren, or are you planning to submit your work to a genealogical society or publisher? Some goals may overlap, or you may end up having multiple goals for your project. However, first considering the general audience and purpose behind your project will help you decide what style and format to use. One way family historians and genealogists can decide on what type of family history book or genealogy to write is to read other examples of family history books.

The History and Genealogy Department has many great examples of family history books in the collection that can provide ideas and inspiration for writing a family history book of your own.

Formatting

There are different genealogical formats that genealogists and family historians can use to organize their information. Two of the most popular descending genealogical styles are the Register System and the NGS Quarterly System (or NGSQ System). The New England Historic and Genealogical Society developed the Register Style in 1870. Descending genealogical styles trace the descendants of an early ancestor, while ascending genealogies trace the ancestors of an individual. One popular and widely used ascending genealogical system is the Sosa-Stradonitz System (or Ahentafel system).

While many people may want to incorporate narrative into their family history books, it is also important to include a supplement that organizes their genealogical information in a way that is easy to follow and understand. This will make it so that readers can better appreciate and recognize all of the research you conducted for your family history. For those wishing to submit their work for publication, many journals and publishers will require you to submit your work in a specific genealogical format. Therefore, becoming familiar with a genealogical system that works well for your style and your needs is helpful in many ways.

The Register System

A great way to become familiar with the New England Historic Genealogical Society's Register System is by downloading the template (<https://www.americanancestors.org/publications/register>)

Writing a Family Sketch Using Styles

1. FIRSTNAME LASTNAME, usually in small caps, in "Main Person" character style. If you select the name and click "Main Person," the style will be applied. The entire paragraph, though, is "Normal."

Additional information about the person: "Body Text Indent."

Children of Main Person and Spouse of Main Person is in the "Kids Intro" style.

- i. FIRST CHILD. For this list, we are using "Kids" style; the child's name is in "Child Name" character style. The point size is smaller. You would put relevant vital statistics here.
- 2 ii. SECOND CHILD. The lower-case Roman numerals are automatically set to align on the right.
- iii. THIRD CHILD. Vital statistics here.
A new paragraph is in "Kid More Text" style.
 1. *First Grandchild*. "Grandkids" style for the paragraph, with name in "Grandkid Name" character style. Vital statistics here.
 2. *Second Grandchild*.
 3. *Third Grandchild*.
- 3 v. FOURTH CHILD. Vital statistics here.

Example of a family sketch. Source: NEHGS Microsoft Word Template for Register Style, <https://www.americanancestors.org/publications/register>)

available on their website. To become comfortable with using the Register Style, writing a family sketch is a great first step. The template from NEHGS gives writers a brief example of how to outline and organize a family sketch.

The purpose behind the structure and format is to make it easy for readers to find the information regarding important vital details (i.e., birth, marriage, and death) in the first paragraph and additional biographical information about the parents and their children in the second and third paragraphs. In addition to the outline section, the template also includes a section for main text and footnotes. For a complete family history book, you will likely have

multiple family sketches and chapters devoted to different generations.

For a more in-depth look at the Register style, there are some great books and articles that are helpful for those who decide to use this system for their genealogical writing. The NEHG published a book entitled, *Genealogical Writing in the 21st Century: A Guide to Register Style and More*. It is a wonderful resource for those who want to follow the Register

Style or even submit an article to the New England Historical Genealogical Register and other genealogical journals. Another great resource is an article written by Helen Schatvet Ullmann, CG, FASG, entitled, “*Writing a Family Sketch Register-Style*,” that is available to print and download on the NEHGS website, <https://www.americanancestors.org/publications/register>.

The NGS Quarterly System

Sometimes referred to as the Modified Register System, the NGSQ System was developed by the National Genealogical Society in 1912. One of the unique features of the NGSQ System is the use of a plus sign for individuals that are carried forward into the next generation. *Numbering Your Genealogy: Basic Systems Complex Families and International Kin*, by Joan Ferris Curran, Madilyn Coen Crane, and John H. Wray, is a thorough guide to the NGSQ numbering system.

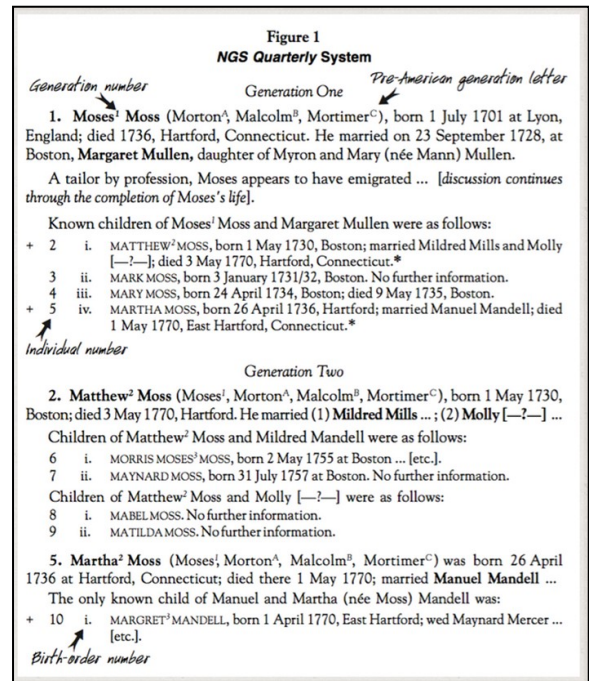
Curran provides a great overview of the basic systems for numbering your genealogy in the first chapter of the book. She first describes the principal elements of the systems. One of these principal elements found in both systems are individual numbers. The numbers uniquely identify individuals in the genealogy and provide an order in which to organize other descendants and children of a progenitor.

Generation numbers and letters are further used to identify individuals in a genealogy. Following the given name of an individual is a superscript number or letter that is commonly referred to as the generation number. Curran explains that, “the immigrant ancestor (or the first identified American forebear is considered Generation 1; his or her children, Generation 2; grandchildren, Generation 3.”¹

A NGSQ and Register Styles Comparison Chart is available on the US Legal Forms website. (<https://www.uslegalforms.com/form-library/439623-ngsq-and-register-styles-comparison-chart>) This chart is a convenient way to note the differences and unique aspects of both systems.

Historical Context

In addition to considering the genealogical formats and styles for organizing ancestral data and information, family history books also offer people the opportunity to explore different time periods, places, and events in history. Placing ancestors within the greater historical narrative also helps genealogists and family historians discover possible reasons for migrations of individuals or groups of people. Significant historical events like World Wars, famines, religious movements, and natural disasters are a few examples of catalysts for immigration.



Example of the NGS Quarterly System. From Joan Ferris Curran, CG Madilyn Coen Crane and John H. Wray, Ph.D., AG, CG, *Numbering Your Genealogy: Basic Systems Complex Families and International*

Connecting your ancestors' movements, decisions, and life changes to larger historical events is one way to place them within the larger context of history. However, it is also important to take a closer look at the everyday experiences of your ancestors. Oral histories are great resources for incorporating personal stories into your family history book. If you do not already have a collection of oral histories, it is a good idea to start creating some to help supplement and provide more depth to your research and writing.

Reading local histories of the different places in which your ancestors lived is another way to gain insight into the lives of your ancestors. Local histories often include photographs of the area, brief biographies of families who have lived there, and information about local entities such as schools, businesses, and places of worship.

Merging Narrative with Genealogical Registers

After selecting a style and format to organize your genealogical data and writing fascinating family history narratives, it is helpful to consider ways to combine and organize these components. In part two of Penelope L. Stratton's book, *Guide to Genealogical Writing: How to Write and Publish Your Family History*, some suggestions are given for ways to incorporate the historical narrative into your family genealogy. These suggestions include placing it after the main elements of a family sketch, in a separate chapter specifically for narrative, as boxed inserts within chapters, or in the appendixes at the end of your book.²

Other Types of Genealogical Writing

There is more than one type of genre for genealogical and family history writing, as Sharon DeBartolo Carmack explains in her book, *How to Write Your Family History*. These genres include reference genealogies, genealogical narratives, life story writing (or historical biographies of individuals), family history narratives, family history memoir, edited letters and diaries, and fictional family sagas based on true events.³ Revisiting your original goals helps you consider these various types of genealogical writing and decide which one best fits your needs. While it may seem like there are a lot of formatting rules for genealogical systems, ultimately your family history book will be your own creation and you have the power to decide what works best for your specific goals and purposes.

The Value of Writing Your Family History

Writing your family history is beneficial for many different reasons. It not only helps to preserve your family's history for future generations, but it also helps you revisit and learn more about your family as you research and write your book. While you may experience writer's block or frustration throughout the writing process, it is important to remember the reasons why you initially started the process. This will help you in those moments of frustration. The History & Genealogy Department at the St. Louis County Library is also here to support you in your genealogy and family history projects.

Notes

1. Curran, 2008, pg. 10
2. Stratton, 2014, pg. 46-47
3. Carmack, 2003, pg. 9-10

Bibliography

- Borg, Mary. *Writing Your Life: An Easy-to-Follow Guide to Writing an Autobiography*. Fort Collins, CO: Cottonwood Press, 1998. Call no. Q 808.02 B713W
- Campbell, Richard. *Writing Your Legacy: The Step-by-Step Guide to Crafting Your Life Story*. Cincinnati, Ohio: Writer's Digest Books, 2015. Call no. R 808.06 C189W
- Carmack, Sharon DeBartolo. *You Can Write Your Family History*. Baltimore, MD: Genealogical Publishing Company, 2008, c2003. Call no. R 808.0669 C287Y
- Carson, Dina C. *Publish Your Family History: A Step-by-Step Guide to Writing the Stories of Your Ancestors*. Niwot, CO: Iron Gate Publishing, 2015. Call no. 929.1 C321P
- Curran, Joan F., et al. *Numbering Your Genealogy: Basic Systems, Complex Families, and International Kin*. Arlington, VA: National Genealogical Society, 2008. Call no. 929.1 C976N
- Fulford, D. G. *One Memory at a Time: Inspiration and Advice for Writing Your Family Story*. New York: Doubleday, 2000. Call no. 808.066 F9620
- Gendler, Annette. *How to Write Compelling Stories from Family Stories*. U.S. Nana's Books, 2019. Call no. 929.1 G325H
- Kyle, Noeline. *How to Write and Publish Your Family Story in Ten Easy Steps*. Kensington, N.S.W.: University of New South Wales Press, 2011. Call no. 929.1 K99H
- Leclerc, Michael J. and Henry B. Hoff, edit. *Genealogical Writing in the 21st Century: A Guide to Register Style and More*. Boston, MA: New England Historic Genealogical Society, 2006. Call no. 929.1 G326
- Stratton, Penny. *Guide to Genealogical Writing: How to Write and Publish Your Family History*. Boston, MA: New England Historic Genealogical Society, 2014. Call no. R 929.1 S911G, and circulating copy
- Zoellner, Tom. *Homemade Biography: How to Collect, Record, and tell the Life Story of Someone you Love*. New York: St. Martin's Griffin, 2007. Call no. 809.935 Z85H

NGS QUARTERLY

H & G still has a few remaining free copies of the National Genealogical Society Quarterly. Visit H & G if you would like to pick one up.

LIBRARY CLOSURES

Thursday, May 26, Headquarters will close at 5:00 pm for the Eric Holder author event.

Monday, May 31, all SLCL locations will be closed for the Memorial Day holiday.

SPOTLIGHT ON



CIVIL WAR COLLECTION

Interested in learning more about the Civil War? Suspect you have ancestors who may have been veterans? Explore the extensive Civil War collection at History & Genealogy. Examples of our resources include:

Databases and Websites:

[Fold3](#)

[American Civil War Research Database](#)

[American Civil War: Letters and Diaries](#)

[Civil War: A Newspaper Perspective](#)

[Civil War Soldiers and Sailors System \(National Park Service\)](#)

[Images of the American Civil War \[Alexander Street\]](#)

Print Collection:**National:**

Photographic History of the Civil War by Francis Trevelyan Miller , multivolume set (R 973.7 M647P3)

The War of the Rebellion: Official Records of the Union and Confederate Armies, by U.S. War Department, multivolume set (R 973.7 U58W)

Missouri:

The Civil War in Missouri: A Military History by Louis S. Gerteis (R 973.7478 G384C)

Missourians in the Civil War by Kenneth Weant, multivolume set (R 973.7478 W362M)

St. Louis:

The Civil War in St. Louis: A Guided Tour by William C. Winter (973.7 W787C)

The Union Cause in St. Louis in 1861: A Historical Sketch by Robert Rombauer (977.866 R762U)

Miscellaneous:

State soldier lists, regimental histories, memoirs, diaries, letters and more (see the [SLCL catalog](#))

Online Guide:

[American Civil War in the History & Genealogy Print Collection](#)

PastPorts:

[St. Louis Germans and the Civil War in Missouri, PastPorts, Vol. 11, No. 7, July 2019](#)

[Civil War Research Brings Ancestors to Life, PastPorts Vol. 10, No 10, October 2018](#)

[Grand Army of the Republic, PastPorts, Vol.10, No. 4, April 2018](#)

[Civil War St. Louis, PastPorts, Vol. 3, No. 4, April 2010](#)

Virtual Classroom:

[302 | Discovering Ancestral Military Veterans](#)

OF NOTE

Please join History & Genealogy at the St. Louis County Library in welcoming Mr. Brent Trout. Brent began his tenure as the new Manager of History & Genealogy on April 11. Brent comes to us from the Immokalee Pioneer Museum, part of the Collier County Museum Division in Naples, Florida, where he served as Museum Manager for the last two years.

Previously, he served for almost eight years as the Director of the Muskogee War Memorial Park in Muskogee, Oklahoma. Brent's other experience includes working as a Visitor Services Coordinator at the Museum at Prairiefire in Overland Park, Kansas, an intern at the Nodaway County Historical Society in Nodaway County, Missouri, and as a teacher and network administrator for the St. Louis Catholic Academy. Brent earned his B.A. in History from Southeast Missouri State University and has earned his M.A. in History with a Public History Focus.

He holds the National Incident Management System Certificate from the Federal Emergency Management Agency, the Tourism Executive Certificate from the Texas Travel Industry Association, the Texas Friendly Certificate from the Texas Travel Industry Association, the Nonprofit Management Certificate and the Standards of Excellence Certificate from the Oklahoma Center for Nonprofits. He was awarded the Oklahoma Travel Industry Association Redbud Award for Best Social Media while at the Muskogee War Memorial Park. His publications include:

Trout, Brent C. "USS Batfish." *Thunder Roads Magazine: Oklahoma & Arkansas*, Vol. 15, No. 2, September 2016.

Trout, Brent C. "Old Depot." *Medium Weight Forks*, Vol. 16, No. 1, 2014.

Trout, Brent C. "Rails of Destiny: Early Railroad Development in Kansas City, Missouri, 1840-1870," 2014. <https://www.nwmissouri.edu/library/theses/2014/TroutBrent.pdf>.

Steiner, Michael J., and Trout, Brent. *Images of America: Maryville*. Charleston, SC: Arcadia Publishing, 2013.

STLGS Events

"Get in Your Car and Go—Midwest Archives and Libraries"

2022 St. Louis Genealogical Society Family History Conference

Saturday, May 14, 9:30 am-3:30 pm

The 2022 conference will feature Dr. David McDonald and various local speakers. It will be held at the Maryland Heights Community Center, and both virtual and in-person options will be offered.

"St. Louis Jewry: A Dynamic Two-Century History"

Jewish Special Interest Group Meeting

Sunday, May 15, 1:00 pm (webinar)

St. Louis Jewish Light editor emeritus, Bob Cohn, will focus on a portion of this fascinating history by discussing the decades from about 1880 to 1940. Many Jewish St. Louis institutions which operate today developed their roots during this period.

Visit stlgs.org for more information and to register.

PastPorts is published by History & Genealogy at St. Louis County Library, located on Tier 5 of Library Headquarters.

Current and past issues can be downloaded from the web <<http://www.slcl.org/pastports>>.

Contact us:

History & Genealogy
St. Louis County Library
1640 S. Lindbergh Blvd.
St. Louis, MO 63131

314-994-3300
genealogy@slcl.org
www.slcl.org/genealogy

NEW Books


MOLLY BUTTERWORTH

Trains & Trolleys: Railroads and Streetcars in St. Louis

Reedy Press

R 977.866 B988T & 977.866 B988T

The battle between St. Louis and Chicago to be the Midwest's leading city long predates the one between the Cardinals and the Cubs. Chicago won the fight to be considered part of the nation's first transcontinental railroad, and the Gateway City's delay in building a railroad bridge over the Mississippi River kept St. Louis in second place for railroad service in the Midwest.



But while Chicago had the Pullman Car Company, St. Louis featured more of the most important manufacturers

in the rail industry, including American Car & Foundry and the St. Louis Car Company. St. Louis was dotted with historic rail structures ranging from its grand Union Station to depots built just after the Civil War, and a number of its suburbs were born of rail lines serving the area, with streets that still wear the names of the railroads they paralleled. In *Trains and Trolleys of St. Louis*, you have a ticket to hop aboard and travel across nearly two centuries through what the city built, operated, and preserved for the railroad. Hear the stories of the great-grandfathers who worked the rails, or take a walk down memory lane and a streetcar ride down to Gaslight Square. Local author and locomotive enthusiast Molly Butterworth carefully catalogues the history and significance of St. Louis' connection to its railroad days. Through the years, many of the railroad stations and streetcar stops have gone by the wayside, but their stories have lived on. Read about the ones you can still go enjoy, included in the many wonderful secrets shared among the pages of *Trains and Trolleys of St. Louis*—Publisher

SUSAN PROVOST BELLER


Roots for Kids: A Genealogy Guide for Young People, 3rd Edition

Genealogical Publishing Company

J 929.1 B442R

This is the 3rd edition of this classic book, with updates reflecting both the recent explosion of interest in genealogy and the changes in how we can now do our family history research. While the book is suitable for teachers seeking to

supplement their social studies curriculum with material on family history, it is also a wonderful resource for families looking for a meaningful project to work on together, and for any young person interested in making their first attempt at genealogical research. The author first takes the young readers through an introduction to genealogy. Then she proceeds to discussions of their families and their parents' families, teaching them now to ask questions, what documents to look for, how to organize materials, and how use the internet to conduct research in local, state, national, and international records. For children who are not yet ready to get into the detailed records contained in this book, the author has written a companion book called "*Roots for Kids: Finding Your Family Stories*"—Genealogical Publishing Co.



NEW Periodicals

Did your ancestors live in Ohio? History & Genealogy at the St. Louis County Library has recently acquired the following new periodicals:

The Historical Times

1997-2020, Volumes 1-95
Granville Ohio Historical Society

Roots & Shoots Quarterly

1986-2019, Volumes 3-34
Southern Ohio Genealogical Society (Highland County)

Muskingum Journal

1985-2020, Volumes 1-36
Muskingum County History

Genealogy periodicals are monthly, quarterly or yearly publications from local historical and genealogical societies. These periodicals contain a wealth of genealogical information, including articles, indexes and maps. All periodical titles can be found in the [St. Louis County Library's card catalog](#). As periodicals are housed in closed stacks, please see a History & Genealogy staff member for help retrieving the items you need.

History & Genealogy services

The following H&G services are free and available to researchers who are unable to visit the library.

Lookup service

H&G can provide photocopies, prints, or digital scans of many library materials from indexed sources or when given a specific citation:

- Up to 30 pages from one book or one article from a journal issue. Staff can also photocopy or scan tables of contents and index pages.
- Microfilmed records—A list of microfilm available in the H&G collection can be viewed [online](https://bit.ly/3jrqw3j) <<https://bit.ly/3jrqw3j>>.
- Print outs from database records if patrons cannot access the database at home.
- Please use the [online lookup request form](https://bit.ly/2UQXJKE) <<https://bit.ly/2UQXJKE>> to submit requests.

Print collection

More than 27,000 books in the collection can be checked out. The entire collection is included in the library's [online catalog](https://slouc.na2.iiivega.com/) <<https://slouc.na2.iiivega.com/>>. Books with call numbers that do not begin with "R" are available to check out. Patrons can request books online or by calling 314-994-3300.

Research guidance

H&G staff members can provide research assistance by phone.

Book-a-Genealogist

Researchers encountering brick walls or who would like assistance in developing a plan to achieve specific research goals can schedule a phone consultation with an H&G staff member. Requests can be made using the online [Book-a-Genealogist form](https://bit.ly/3fQbB0r) <<https://bit.ly/3fQbB0r>>.

Database access

Many library [databases](https://bit.ly/3hBmF3Y) <<https://bit.ly/3hBmF3Y>> can be used at home by St. Louis County Library card holders living in the metropolitan area. For more information, please contact the History & Genealogy Department at 314-994-3300 or genealogy@slcl.org.

This month in history

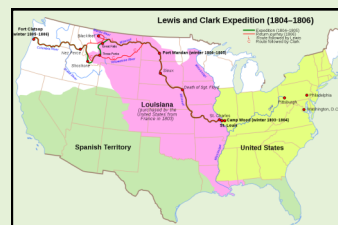
On May 14, 1804, the Lewis and Clark Expedition officially began when William Clark and the Corps of Discovery left Camp DuBois (near present day Wood River, Illinois) and traveled up the Missouri River to St. Charles, Missouri. The men waited at St. Charles for Meriwether Lewis, who arrived six days later.



On May 21, 1804, the Corps of Discovery launched from St. Charles and headed upstream on the Missouri River in a keelboat and two smaller boats at a rate of about fifteen miles per day.

The expedition party was comprised of forty-five members, including Lewis, Clark, twenty-seven unmarried soldiers, a French-Indian interpreter, a contracted boat crew and an enslaved man owned by Clark, named York.

For the next 535 days, Lewis, Clark and their team navigated westward until November 7, 1805, when they finally saw the Pacific Ocean. In total the expedition spanned nearly two and a half years and ended in St. Louis on September 23, 1806. The Corps of Discovery obtained a wealth of information about the natural habitat and flora and fauna, bringing back various plant, seed and mineral specimens. They mapped the topography of the land, designating the location of mountain ranges, rivers and



the many Native American tribes during the course of their journey. They also learned and recorded much about the language and customs of the Native American tribes they encountered.

For more information on Lewis and Clark, see the [SLCL catalog](#). History & Genealogy has over forty titles on this historic expedition.

For more information on Lewis and Clark, see the [SLCL catalog](#). History & Genealogy has over forty titles on this historic expedition.

SLCL HISTORY PROGRAMS

St. Louis County Library will present the following history programs:

Virtual Program: A History of American Flight Jackets

May 19, 7:00 pm-8:00 pm

Learn more about U.S. history through the flight jackets worn by American pilots and aviators. Adults. Registration required. Participants will receive Zoom information via email immediately after registering.

Virtual Program: Modern American Flight Jackets

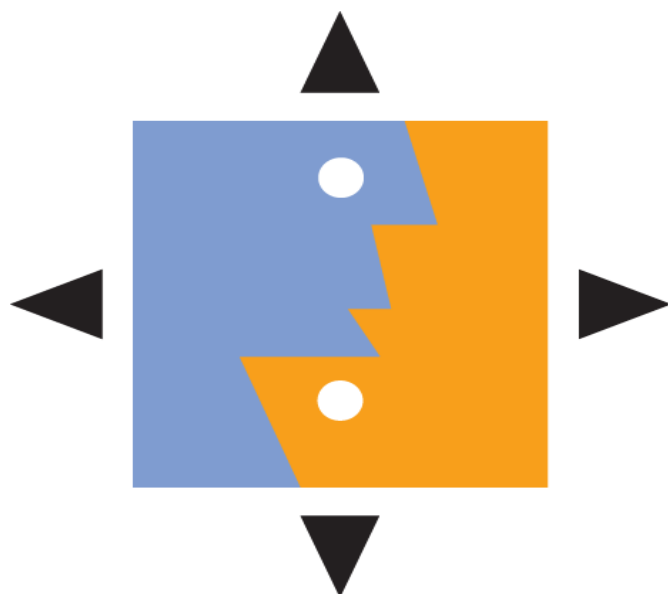
May 26, 2:00 pm-3:00 pm

Learn more about U.S. history during the Cold War through the flight jackets worn by American pilots and aviators. Adults. Registration required. Participants will receive Zoom information via email immediately after registering.

Register at <https://www.slcl.org/events>.

PHOTOGRAPH DRIVE

The Missouri State Archives is holding a historical photograph drive through August, 2022 as part of its 2021 Missouri Bicentennial celebration. Members of the public can submit up to 7 seven photographs each, focused on Missouri culture, events, people and places. Submissions may be made online or in person. For more information, see <https://s1.sos.mo.gov/BicentennialPhotoDrive>.



NATIONAL GENEALOGICAL SOCIETY
 FAMILY HISTORY CONFERENCE

**OUR
 AMERICAN
 MOSAIC**
24-28 MAY 2022
SACRAMENTO, CA

Mark your calendars for the 2022 National Genealogical Society Family History Conference. Three options will be offered: in person in Sacramento, online at home, or streaming on-demand after the conference. See <https://conference.ngsgenealogy.org/> for more details.

MO BIRTH & DEATH INDEXES

Did you know that Missouri birth and death indexes are now online? They have been made available through "Reclaim the Records." View these indexes here:

[The Missouri Birth Index, 1920-2015](#)

[The Missouri Death Index, 1968-2015](#)

NARA 1950 CENSUS SERIES

Wanting more 1950 United States Federal Census information? The National Archives is presenting "The National Archives Genealogy Series: 1950 Census." All videos are free and there is no registration required.

The May videos are as follows (videos will be released at 1:00 pm EST):

May 11: "From Parchments to Printouts: History of the Census from 1790 to 1950"

May 18: "History of Census Records and the National Archives"

May 25: "Historic Census Bureau Sources for Filipino, Guamanian and Chamorro, American Samoan, and Native Hawaiian Research"

Previous videos can also be viewed:

March 2: "Overview of What's on the 1950 Census"

March 16: "Mapping the 1950 Census: Census Enumeration District Maps at the National Archives"

March 30: "The 1950 Census Website: Design, Development, and Features to Expect"

April 27: "The Story of the 1950 Census P8 Indian Reservation Schedule"

For more information and to view these presentations, see the [National Archives website](#).

H & G TEMP LOCATION

The "Your Library Renewed" campaign that began in 2012 is coming to a close. All St. Louis County Library branches have been refurbished or replaced. The final project, a new branch in Ladue to replace Headquarters, will begin this year. The Headquarters location, home to History & Genealogy, will close on May 28 at 5:00 pm in preparation for demolition this summer.



H & G will reopen at a temporary location within the Daniel Boone Branch, 300 Clarkson Road in Ellisville, on June 13. Patrons will have access to microfilm, the St. Louis region print collection and the genealogy databases. Family history books will also be available upon request.

The new Ladue branch is slated to be completed in late 2023. H & G will be located on the second floor of this new branch. We are looking forward to providing our researchers with a bright, new space. The collection will be located on one level, making all items easily accessible. The space will also include study rooms for group research.



Please continue to subscribe to PastPorts for future updates. As always, AncestryLibraryEdition is available at your closest branch, and many of our databases are available from home with your library card. If Headquarters is your closest library, check out the nearby Oak Bend Branch, Thornhill Branch or Mid-County Branch. See <https://www.slcl.org/your-library-renewed> for more information on the new branch.

TECH TALK

Curious about Facebook? There are many Facebook genealogy groups that users can take advantage of. Learn about Facebook by attending one of the following SLCL programs:

Virtual Tech Talk: Facebook for Beginners

May 5, 10:00-11:00 am, Virtual presentation

Learn about Facebook, a popular social network that allows you to connect, communicate and share with friends, families and companies from around the world. Registration required. Participants will receive Zoom information via email immediately after registering.

Tech Talk: Facebook for Beginners

May 6, 2:00-4:00 pm, Natural Bridge Branch

Learn about Facebook, a popular social network that allows you to connect, communicate and share with friends, families and companies from around the world. Registration required.

Looking for a better way to store your photos for future generations? Check out the following programs:

Virtual Tech Talk: Photos in the Cloud

May 19, 10:00-11:00 am

Learn about services like Google Photos, Dropbox and iCloud to backup and store photos. Registration required. Participants will receive Zoom information via email immediately after registering.

Virtual Tech Talk: Google Photos

May 26, 10:00-11:00 am

Join as we learn to use Google Photos. We will demonstrate how to upload, make edits and create albums all in one place in the Cloud. Registration required. Participants will receive Zoom information via email immediately after registering.

Register at <https://www.slcl.org/events>.

SLCL AUTHOR EVENTS

St. Louis County Library will present the following history author events:

Mark Updegrove

“Incomparable Grace: JFK in the Presidency”

Presented by the Westfall Politics and History Series

Video premiere: May 5, 7:00 p.m. on www.facebook.com/STLCoLibrary

Acclaimed author and historian Mark K. Updegrove, head of the LBJ Foundation and presidential historian for ABC News, offers an illuminating account of John F. Kennedy’s brief but transformative tenure in the White House. Kennedy entered office inexperienced but alluring, his reputation more given by an enamored public than earned through achievement. Updegrove reveals how JFK’s first months were marred by setbacks: the botched Bay of Pigs invasions, a disastrous summit with the Soviet premier, and a mismanaged approach to the Civil Rights movement. But the young president soon proved that behind the glamor was a leader of uncommon fortitude and vision.

Ed Wheatley

“Wrestling at the Chase”

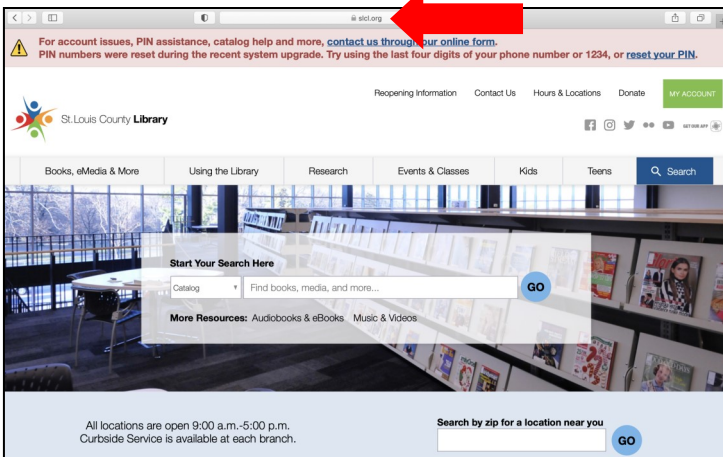
Presented by the St. Louis Library Foundation

Monday, May 16, 7:00 p.m., Headquarters

Today, WWE professional wrestling rules television and arenas nationwide. Without St. Louisan Sam Muchnick’s leadership, promotions, and his iconic Wrestling at the Chase program hosted in the opulent Khorassan Room of the Chase Park Plaza Hotel, the sport may never have reached its standing today. Filled with hundreds of photos, sports historian Ed Wheatley’s new book shares the history of professional wrestling and the men and women with the monikers of Bruiser, the Fabulous Moolah, Gorgeous George, King Kong, and Nature Boy who came together to offer nearly three decades of entertainment and countless memories for generations beyond.

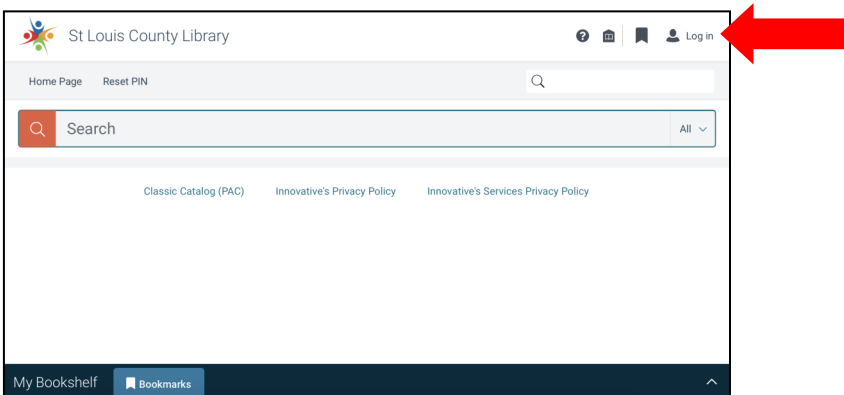
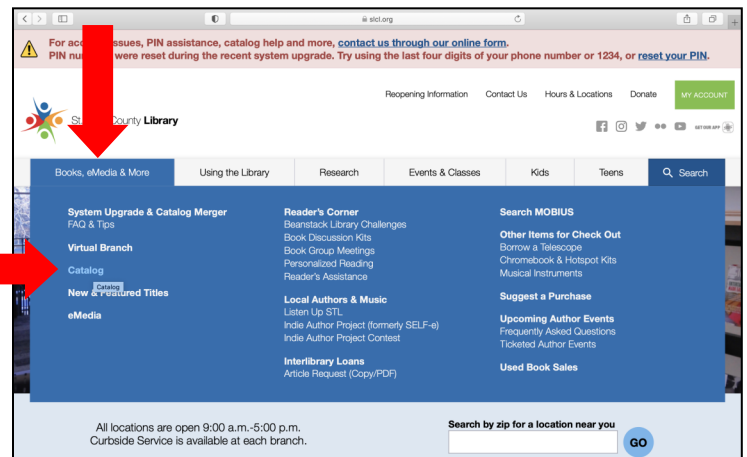
Visit <https://www.slcl.org/authors> for more information.

LOCATING H & G BOOKS IN THE NEW LIBRARY CARD CATALOG



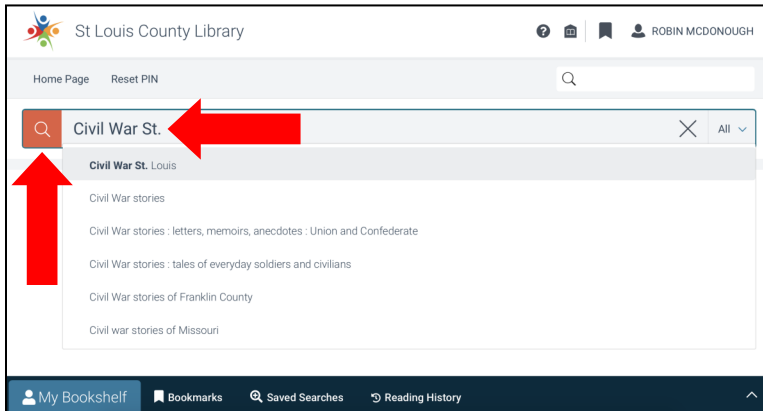
Go to the St. Louis County Library's website, slcl.org.

Hover over "Books, eMedia & More."
Then click on "Catalog."



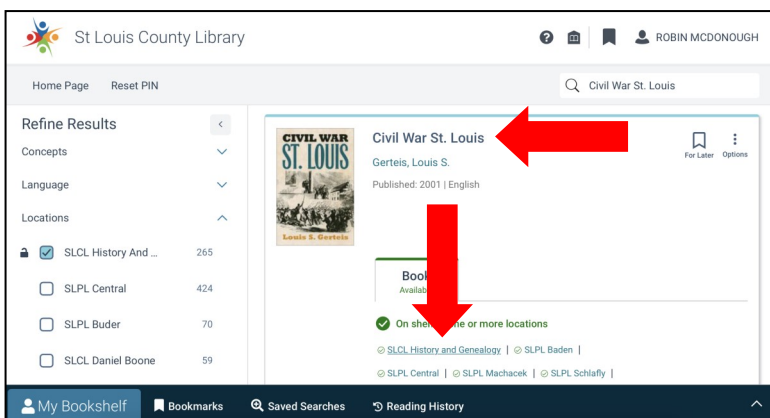
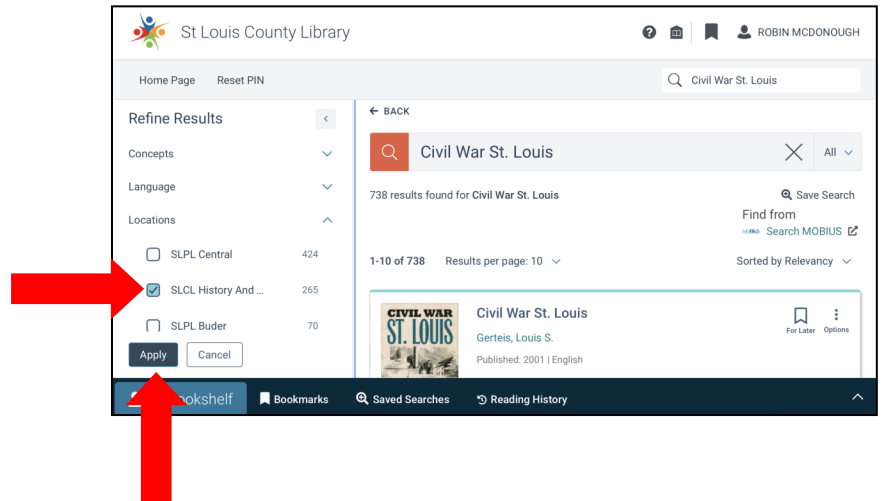
You will then be directed to the new catalog search page. You can log in by clicking "Log in" in the upper right corner.

CONTINUED ON PAGE 14



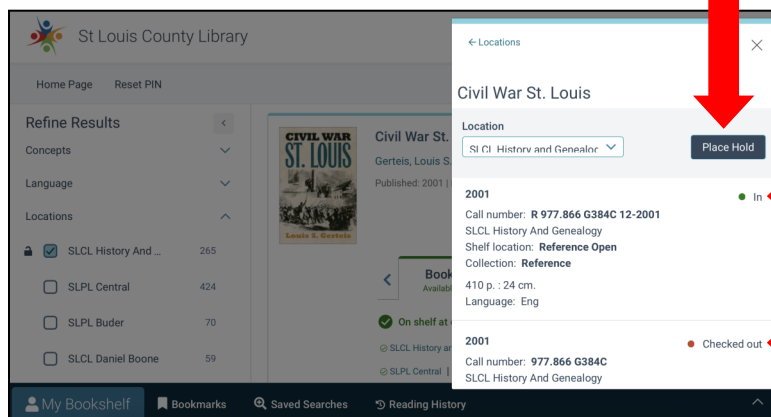
A search for “Civil War St. Louis” is performed. If the catalog recognizes the search, it will give autofill options. Click on the search icon. You can search for a title, concept or an author’s name.

There are many matches. You can filter your results in various ways on the left side. If you are wanting to see the books located in History & Genealogy, you can narrow the results by clicking on “Locations,” choosing “SLCL History & Genealogy” and then clicking “Apply.”



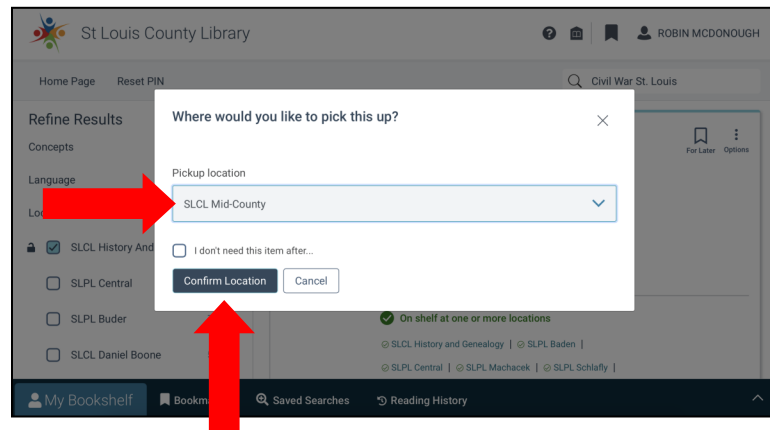
This first title looks interesting. You can see which libraries (including St. Louis Public Library branches) hold copies. To view details about the H & G copy or copies, click on “History and Genealogy.” It looks like his book can also be found at several locations in the SLPL system.

CONTINUED ON PAGE 15



The circulating copy is checked out, but you can read the reference copy at H & G. The call number is displayed to help you locate it. If you would prefer to check out the book, click “Place Hold.”

You will be given a choice of where you would like to pick up the book. If the H & G circulating copy is the only one, you will be put on a list and will receive it once it is returned. If there is another circulating copy at another SLCL branch or at SLPL, the book will be retrieved from one of those locations. Click “Confirm Location.”



You will then be notified when your book is available for pickup. Happy researching!

